Ridgebury Elementary School

Website: http://www.ridgefield.org

Phone: 203-894-5875

Printable Reports (PPRs)

Next Generation Accountability Report

310 students | Grades: **PK-5** | **$24,690** per pupil | **34.5** certified staff FTE | Accountability Index: **87.8**

New in 2020!

Information Icon - *Click for information about the chart.* Next Generation Accountability Metric Icon - *Click for indicator number and target or view the full Next Generation Accountability Report here.*

- Students

School/District Enrollment

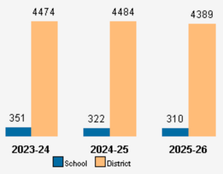

Percentage of Enrollment by Race/Ethnicity

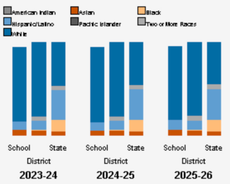

Percentage Eligible for Free/Reduced Price Meals

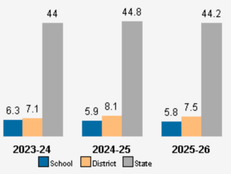

Percentage Students with Disabilities

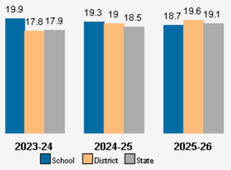

Percentage English Learners

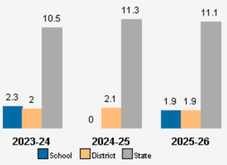

Percentage of Students Chronically Absent

Target: <=5

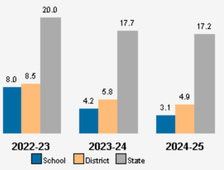

- Educators

Additional data about educators including Inexperienced and Out-of-field designations (.xlsx)

Certified Staff Full-Time Equivalent (FTE)

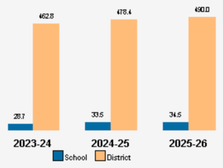

FTE by Assignment Category, 2025-26

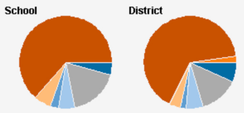

Percentage by Race/Ethnicity, 2025-26

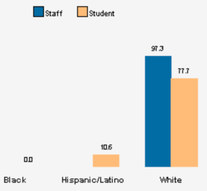

Classroom Teacher Attendance (Average FTE Days Absent)

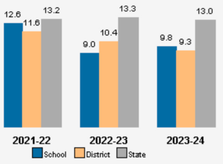

- Instruction/Resources

Time with Nondisabled Peers

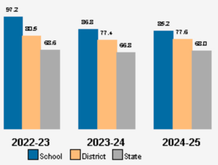

Per Pupil Expenditures

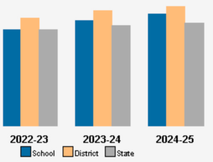

- Performance

ESEA alternate assessment participation(1%) data (.xlsx)

Next Generation Accountability Index

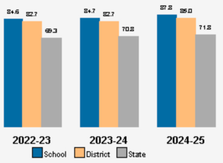

School Performance Index (SPI), ELA

Target: 75

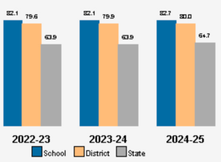

School Performance Index (SPI), Math

Target: 75

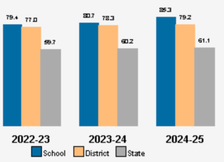

School Performance Index (SPI), Science

Target: 75

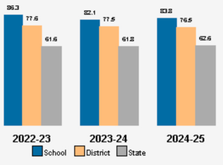

Smarter Balanced Growth, ELA

Target: 100

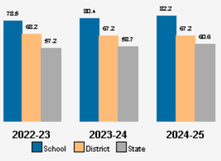

Smarter Balanced Growth, Math

Target: 100

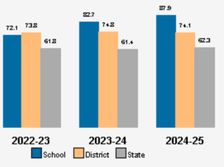

Percentage of Students Reaching Fitness Standard

Target: 75

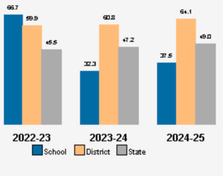

Prepared and shared by Sarah Patterson, Realtor®
(203) 417-6254 | sarahpatterson.realtor@gmail.com
www.068Homes.com

This document contains information obtained from the source listed below and is provided here for reference.