



2011 - 2012 Crime Trends Ward 12 - Rideau-Vanier

This report examines all founded Criminal Code of Canada offences that were reported to the Ottawa Police over the last 3-years. Offences have been categorized according to the Uniform Crime Reporting (UCR) Survey version 2.2.

The crime statistics published in this report are accurate on the day that they were produced. Due to ongoing police investigations and internal data quality control efforts, this information is subject to change, including addition, deletion and reclassification of any and all data. Rates and percentages have been rounded.

Key Crime Trends

Offence	2011			2012			3-Year Average (2)	%Change (2)
	Actual	Rate (1)	Solvency%	Actual	Rate (1)	Solvency%		
Crimes Against The Person	945	1,981.0	60.2%	976	2,036.2	60.8%	937	3.3%
Crimes Against Property	4,023	8,433.3	38.3%	3,745	7,813.0	32.3%	3,895	-6.9%
Other Criminal Code of Canada Offences	678	1,421.3	91.9%	704	1,468.7	91.6%	732	3.8%
Total CCC Offences Excl. Traffic	5,646	11,835.5	48.4%	5,425	11,317.9	45.1%	5,565	-3.9%
Criminal Code Traffic Offences	212	444.4	49.1%	223	465.2	46.2%	230	5.2%
Total CCC Offences Incl. Traffic	5,858	12,279.9	48.4%	5,648	11,783.1	45.2%	5,795	-3.6%

Crimes Against The Person

Offence	2011			2012			3-Year Average (2)	%Change (2)
	Actual	Rate (1)	Solvency%	Actual	Rate (1)	Solvency%		
Homicide (Incidents)	4	8.4	75.0%	1	2.1	100.0%	3	-75.0%
Attempted Murder	2	4.2	100.0%	0	0.0	0.0%	1	-100.0%
Robbery	137	287.2	35.8%	144	300.4	36.1%	135	5.1%
Assault (Incl. Sexual Assaults)	658	1,379.3	65.0%	682	1,422.8	63.9%	647	3.6%
Other Sexual Offences	6	12.6	50.0%	10	20.9	90.0%	6	66.7%
Abduction	14	29.3	92.9%	13	27.1	84.6%	11	-7.1%
Uttering Threats or Intimidation	52	109.0	65.4%	57	118.9	78.9%	62	9.6%
Other Offences	72	150.9	51.4%	69	144.0	56.5%	73	-4.2%
Crimes Against The Person	945	1,981.0	60.2%	976	2,036.2	60.8%	937	3.3%

(1) Rate is calculated per 100,000 of population. As provided by the City of Ottawa's Planning and Growth Management Department, the population for 2011 was 47,704 and for 2012 was 47,933

(2) 3 Year Average and %Change are based on actual values



2011 - 2012 Crime Trends Ward 12 - Rideau-Vanier

Crimes Against Property

Offence	2011			2012			3-Year Average (2)	%Change (2)
	Actual	Rate (1)	Solvency%	Actual	Rate (1)	Solvency%		
Break and Enter	356	746.3	41.0%	266	554.9	39.1%	329	-25.3%
Theft - Motor Vehicle	79	165.6	11.4%	91	189.8	17.6%	84	15.2%
Theft Over \$5000	35	73.4	25.7%	38	79.3	31.6%	35	8.6%
Theft \$5000 and Under	2,488	5,215.5	39.9%	2,328	4,856.8	32.7%	2,361	-6.4%
Possession of Stolen Goods	56	117.4	100.0%	36	75.1	88.9%	63	-35.7%
Fraud	281	589.0	37.4%	330	688.5	32.1%	296	17.4%
Mischief	722	1,513.5	30.9%	648	1,351.9	27.6%	722	-10.2%
Arson	6	12.6	16.7%	8	16.7	0.0%	6	33.3%
Total Crimes Against Property	4,023	8,433.3	38.3%	3,745	7,813.0	32.3%	3,895	-6.9%

Other Criminal Code of Canada (CCC) Offences

Offence	2011			2012			3-Year Average (2)	%Change (2)
	Actual	Rate (1)	Solvency%	Actual	Rate (1)	Solvency%		
Offensive Weapons	42	88.0	90.5%	32	66.8	93.8%	36	-23.8%
Bail Violations	268	561.8	97.0%	309	644.6	96.1%	300	15.3%
Counterfeiting Currency	2	4.2	0.0%	3	6.3	33.3%	3	50.0%
Breach Probation	80	167.7	98.8%	99	206.5	99.0%	97	23.8%
Threats via the Internet	4	8.4	50.0%	9	18.8	44.4%	7	125.0%
Prostitution	13	27.3	92.3%	40	83.4	102.5%	22	207.7%
Other Criminal Code Offences	269	563.9	86.2%	212	442.3	82.1%	267	-21.2%
Total Other CCC Offences	678	1,421.3	91.9%	704	1,468.7	91.6%	732	3.8%

Criminal Code Traffic Offences

Offence	2011			2012			3-Year Average (2)	%Change (2)
	Actual	Rate (1)	Solvency%	Actual	Rate (1)	Solvency%		
Dangerous Operation of Motor Vehicle	10	21.0	100.0%	20	41.7	80.0%	13	100.0%
Impaired Operation of Vehicle	76	159.3	100.0%	79	164.8	100.0%	94	3.9%
Failure to Stop or Remain	118	247.4	8.5%	121	252.4	4.1%	118	2.5%
Driving Motor Vehicle While Prohibited	6	12.6	100.0%	2	4.2	100.0%	4	-66.7%
Other Criminal Code Offences	2	4.2	100.0%	1	2.1	100.0%	1	-50.0%
Total Criminal Code Traffic Offences	212	444.4	49.1%	223	465.2	46.2%	230	5.2%

(1) Rate is calculated per 100,000 of population. As provided by the City of Ottawa's Planning and Growth Management Department, the population for 2011 was 47,704 and for 2012 was 47,933

(2) 3 Year Average and %Change are based on actual values



2011 - 2012 Crime Trends Ward 12 - Rideau-Vanier

Drug Offences

Offence	2011			2012			3-Year Average (2)	%Change (2)
	Actual	Rate (1)	Solvency%	Actual	Rate (1)	Solvency%		
Cannabis	200	419.3	99.0%	240	500.7	97.9%	218	20.0%
Ecstasy (Methylenedioxyamphetamine)	3	6.3	100.0%	5	10.4	100.0%	4	66.7%
Crystal Meth (Methamphetamine)	0	0.0	0.0%	0	0.0	0.0%	0	0.0%
Heroin	1	2.1	100.0%	3	6.3	100.0%	2	200.0%
Cocaine	202	423.4	100.5%	233	486.1	101.3%	203	15.3%
Other Controlled Drugs and Substances	56	117.4	98.2%	58	121.0	101.7%	58	3.6%
Total Drug Offences	462	968.5	99.6%	539	1,124.5	99.8%	485	16.7%

(1) Rate is calculated per 100,000 of population. As provided by the City of Ottawa's Planning and Growth Management Department, the population for 2011 was 47,704 and for 2012 was 47,933

(2) 3 Year Average and %Change are based on actual values

Calls For Service

Total calls for service		2011	2012	3 Year Average (2)	%Change (2)
	Total Mobile Response	37,677	37,835	39,106	0.4%
All Priorities	Total Alternative Response	6,492	5,859	6,183	-9.8%
	Total Calls For Service	44,169	43,694	45,289	-1.1%

Priority Criteria

- 1 All events involving a known imminent danger to life. Known use of weapons or Apparent life threatening injuries ; All Police Officers need assistance call (10-78)
- 2 All events that require a rapid police response where there is potential for serious bodily harm to occur; Known presence of weapons or Apparent serious injuries or Serious Criminal offences in progress against a person.
- 3 Incidents in which there is a reasonable belief that an extended delay in response may place persons, property or evidence at risk; Criminal Code offense in progress or Apparent risk of injuries .
- 4 All other incidents that require a mobile response. Offences not in progress where witnesses are on scene; Offences not in progress where evidence can be collected at the scene; All calls of a non emergency nature where police presence at the scene is necessitated.
- 5 This priority is used only for radio broadcast
- 6 There is no physical evidence to gather; there is no injury or potential for injury; the suspect is not known and there is little likelihood of apprehension; there is no requirement to protect the scene; there is no witness waiting for police response at the scene; the complainant shows no signs of extraordinary emotion or trauma;
- 7 Calls for property pickup will be entered as a Priority 7 unless any of the following criteria apply: the property to pickup is a firearm, ammunition or drugs; there is information that the property may be linked or involved in an on-going investigation; the property is of a suspicious nature or may be of evidentiary value; dependant upon the recovered property, the complainant is concerned with their personal safety and is not satisfied with a delayed response.



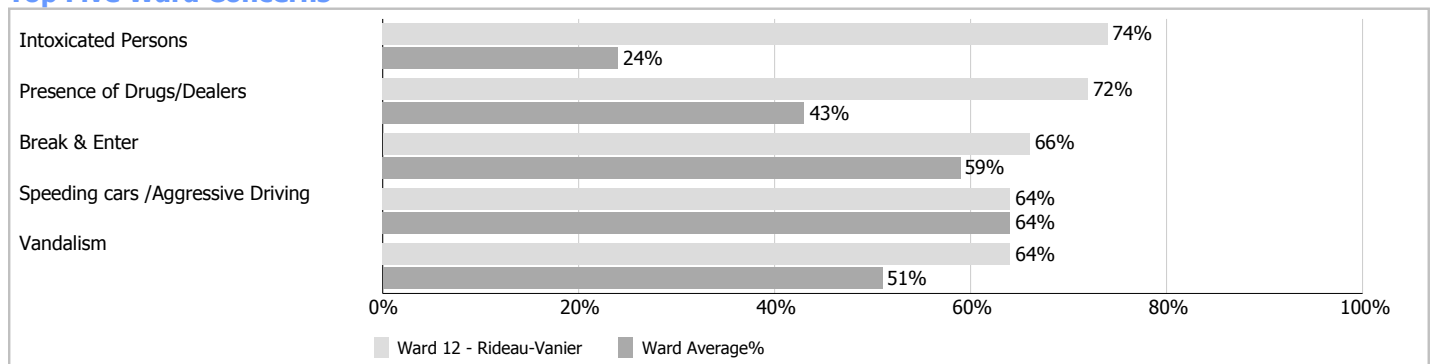
2011 - 2012 Crime Trends Ward 12 - Rideau-Vanier

Selected Public Survey Results (2012)

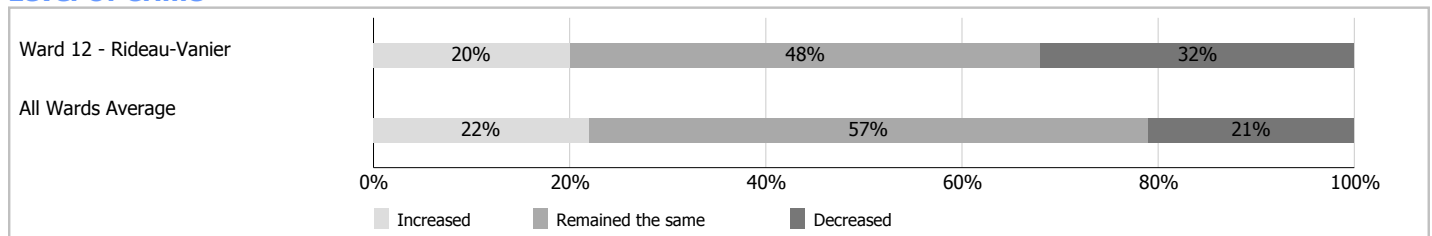
The Ottawa Police Service (OPS) and the Ottawa Police Services Board regularly seeks input on residents' perception of safety and security in their communities, concerns about crime, priorities for the police, and residents' satisfaction with police services. The information collected from the Public Survey assists the OPS to identify priorities, areas for improvement and helps the development of our upcoming 2013-2015 Business Plan.

Introduced in 2012, the survey allows for comparison at the citywide and ward level. For more information on the 2012 Public Survey, including citywide results, please refer to the OPS Highlights Report located on ottawapolice.ca. Please note, the following information represents the opinions and perceptions of respondents by ward and is not based on official crime figures or reports.

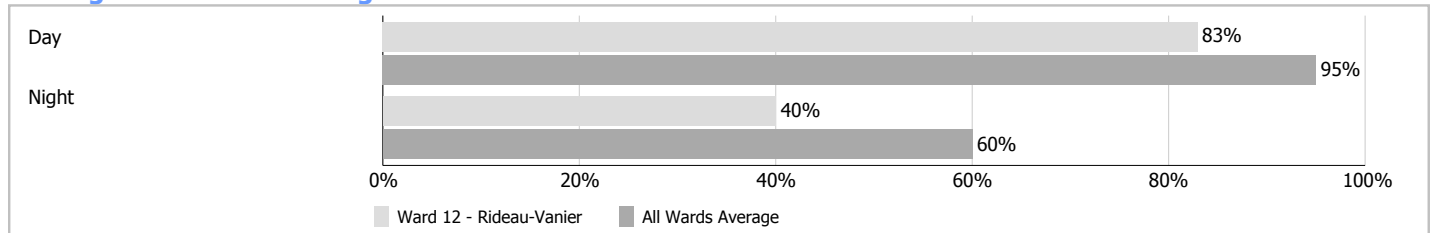
Top Five Ward Concerns



Level Of Crime



Feeling Safe When Walking Alone



Satisfaction With The Ottawa Police Services

