



## 2011 - 2012 Crime Trends Ward 20 - Osgoode

This report examines all founded Criminal Code of Canada offences that were reported to the Ottawa Police over the last 3-years. Offences have been categorized according to the Uniform Crime Reporting (UCR) Survey version 2.2.

The crime statistics published in this report are accurate on the day that they were produced. Due to ongoing police investigations and internal data quality control efforts, this information is subject to change, including addition, deletion and reclassification of any and all data. Rates and percentages have been rounded.

### Key Crime Trends

Offence	2011			2012			3-Year Average (2)	%Change (2)
	Actual	Rate (1)	Solvency%	Actual	Rate (1)	Solvency%		
Crimes Against The Person	58	217.7	74.1%	48	177.7	79.2%	58	-17.2%
Crimes Against Property	414	1,554.2	11.4%	432	1,599.6	10.2%	435	4.3%
Other Criminal Code of Canada Offences	22	82.6	68.2%	19	70.4	57.9%	22	-13.6%
<b>Total CCC Offences Excl. Traffic</b>	<b>494</b>	<b>1,854.5</b>	<b>21.3%</b>	<b>499</b>	<b>1,847.7</b>	<b>18.6%</b>	<b>515</b>	<b>1.0%</b>
Criminal Code Traffic Offences	43	161.4	58.1%	37	137.0	75.7%	46	-14.0%
<b>Total CCC Offences Incl. Traffic</b>	<b>537</b>	<b>2,015.9</b>	<b>24.2%</b>	<b>536</b>	<b>1,984.7</b>	<b>22.6%</b>	<b>561</b>	<b>-0.2%</b>

### Crimes Against The Person

Offence	2011			2012			3-Year Average (2)	%Change (2)
	Actual	Rate (1)	Solvency%	Actual	Rate (1)	Solvency%		
Homicide (Incidents)	1	3.8	100.0%	0	0.0	0.0%	1	-100.0%
Attempted Murder	0	0.0	0.0%	0	0.0	0.0%	0	0.0%
Robbery	0	0.0	0.0%	1	3.7	0.0%	1	0.0%
Assault (Incl. Sexual Assaults)	38	142.7	81.6%	31	114.8	83.9%	37	-18.4%
Other Sexual Offences	1	3.8	0.0%	0	0.0	0.0%	0	-100.0%
Abduction	1	3.8	0.0%	0	0.0	0.0%	0	-100.0%
Uttering Threats or Intimidation	8	30.0	62.5%	5	18.5	100.0%	7	-37.5%
Other Offences	9	33.8	66.7%	11	40.7	54.5%	12	22.2%
<b>Crimes Against The Person</b>	<b>58</b>	<b>217.7</b>	<b>74.1%</b>	<b>48</b>	<b>177.7</b>	<b>79.2%</b>	<b>58</b>	<b>-17.2%</b>

(1) Rate is calculated per 100,000 of population. As provided by the City of Ottawa's Planning and Growth Management Department, the population for 2011 was 26,638 and for 2012 was 27,006

(2) 3 Year Average and %Change are based on actual values



## 2011 - 2012 Crime Trends Ward 20 - Osgoode

### Crimes Against Property

Offence	2011			2012			3-Year Average (2)	%Change (2)
	Actual	Rate (1)	Solvency%	Actual	Rate (1)	Solvency%		
Break and Enter	73	274.0	11.0%	103	381.4	14.6%	89	41.1%
Theft - Motor Vehicle	34	127.6	26.5%	46	170.3	10.9%	41	35.3%
Theft Over \$5000	8	30.0	12.5%	10	37.0	0.0%	10	25.0%
Theft \$5000 and Under	159	596.9	3.1%	153	566.5	9.8%	146	-3.8%
Possession of Stolen Goods	4	15.0	100.0%	1	3.7	100.0%	4	-75.0%
Fraud	24	90.1	41.7%	51	188.8	11.8%	35	112.5%
Mischief	107	401.7	7.5%	65	240.7	1.5%	106	-39.3%
Arson	5	18.8	40.0%	3	11.1	33.3%	4	-40.0%
<b>Total Crimes Against Property</b>	<b>414</b>	<b>1,554.2</b>	<b>11.4%</b>	<b>432</b>	<b>1,599.6</b>	<b>10.2%</b>	<b>435</b>	<b>4.3%</b>

### Other Criminal Code of Canada (CCC) Offences

Offence	2011			2012			3-Year Average (2)	%Change (2)
	Actual	Rate (1)	Solvency%	Actual	Rate (1)	Solvency%		
Offensive Weapons	5	18.8	60.0%	2	7.4	50.0%	4	-60.0%
Bail Violations	4	15.0	75.0%	9	33.3	88.9%	9	125.0%
Counterfeiting Currency	0	0.0	0.0%	0	0.0	0.0%	0	0.0%
Breach Probation	0	0.0	0.0%	1	3.7	100.0%	1	0.0%
Threats via the Internet	1	3.8	0.0%	2	7.4	0.0%	1	100.0%
Prostitution	0	0.0	0.0%	0	0.0	0.0%	0	0.0%
Other Criminal Code Offences	12	45.0	75.0%	5	18.5	20.0%	7	-58.3%
<b>Total Other CCC Offences</b>	<b>22</b>	<b>82.6</b>	<b>68.2%</b>	<b>19</b>	<b>70.4</b>	<b>57.9%</b>	<b>22</b>	<b>-13.6%</b>

### Criminal Code Traffic Offences

Offence	2011			2012			3-Year Average (2)	%Change (2)
	Actual	Rate (1)	Solvency%	Actual	Rate (1)	Solvency%		
Dangerous Operation of Motor Vehicle	4	15.0	25.0%	2	7.4	50.0%	4	-50.0%
Impaired Operation of Vehicle	22	82.6	100.0%	22	81.5	100.0%	23	0.0%
Failure to Stop or Remain	16	60.1	6.2%	10	37.0	20.0%	16	-37.5%
Driving Motor Vehicle While Prohibited	1	3.8	100.0%	3	11.1	100.0%	3	200.0%
Other Criminal Code Offences	0	0.0	0.0%	0	0.0	0.0%	0	0.0%
<b>Total Criminal Code Traffic Offences</b>	<b>43</b>	<b>161.4</b>	<b>58.1%</b>	<b>37</b>	<b>137.0</b>	<b>75.7%</b>	<b>46</b>	<b>-14.0%</b>

(1) Rate is calculated per 100,000 of population. As provided by the City of Ottawa's Planning and Growth Management Department, the population for 2011 was 26,638 and for 2012 was 27,006

(2) 3 Year Average and %Change are based on actual values



## 2011 - 2012 Crime Trends Ward 20 - Osgoode

### Drug Offences

Offence	2011			2012			3-Year Average (2)	%Change (2)
	Actual	Rate (1)	Solvency%	Actual	Rate (1)	Solvency%		
Cannabis	26	97.6	96.2%	22	81.5	95.5%	25	-15.4%
Ecstasy (Methylenedioxyamphetamine )	1	3.8	100.0%	0	0.0	0.0%	0	-100.0%
Crystal Meth (Methamphetamine)	0	0.0	0.0%	0	0.0	0.0%	0	0.0%
Heroin	0	0.0	0.0%	0	0.0	0.0%	0	0.0%
Cocaine	0	0.0	0.0%	1	3.7	100.0%	1	0.0%
Other Controlled Drugs and Substances	0	0.0	0.0%	0	0.0	0.0%	0	0.0%
<b>Total Drug Offences</b>	<b>27</b>	<b>101.4</b>	<b>96.3%</b>	<b>23</b>	<b>85.2</b>	<b>95.7%</b>	<b>26</b>	<b>-14.8%</b>

(1) Rate is calculated per 100,000 of population. As provided by the City of Ottawa's Planning and Growth Management Department, the population for 2011 was 26,638 and for 2012 was 27,006

(2) 3 Year Average and %Change are based on actual values

### Calls For Service

Total calls for service		2011	2012	3 Year Average (2)	%Change (2)
	Total Mobile Response	5,749	5,378	6,149	-6.5%
<b>All Priorities</b>	Total Alternative Response	931	862	935	-7.4%
	<b>Total Calls For Service</b>	<b>6,680</b>	<b>6,240</b>	<b>7,083</b>	<b>-6.6%</b>

### Priority Criteria

- 1 All events involving a known imminent danger to life. Known use of weapons or Apparent life threatening injuries ; All Police Officers need assistance call (10-78)
- 2 All events that require a rapid police response where there is potential for serious bodily harm to occur; Known presence of weapons or Apparent serious injuries or Serious Criminal offences in progress against a person.
- 3 Incidents in which there is a reasonable belief that an extended delay in response may place persons, property or evidence at risk; Criminal Code offense in progress or Apparent risk of injuries .
- 4 All other incidents that require a mobile response. Offences not in progress where witnesses are on scene; Offences not in progress where evidence can be collected at the scene; All calls of a non emergency nature where police presence at the scene is necessitated.
- 5 This priority is used only for radio broadcast
- 6 There is no physical evidence to gather; there is no injury or potential for injury; the suspect is not known and there is little likelihood of apprehension; there is no requirement to protect the scene; there is no witness waiting for police response at the scene; the complainant shows no signs of extraordinary emotion or trauma;
- 7 Calls for property pickup will be entered as a Priority 7 unless any of the following criteria apply: the property to pickup is a firearm, ammunition or drugs; there is information that the property may be linked or involved in an on-going investigation; the property is of a suspicious nature or may be of evidentiary value; dependant upon the recovered property, the complainant is concerned with their personal safety and is not satisfied with a delayed response.



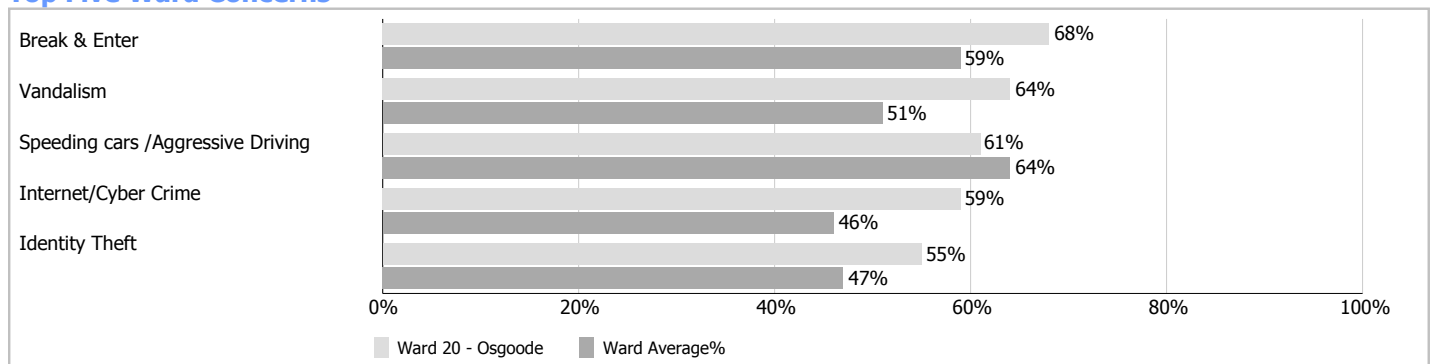
# 2011 - 2012 Crime Trends Ward 20 - Osgoode

## Selected Public Survey Results (2012)

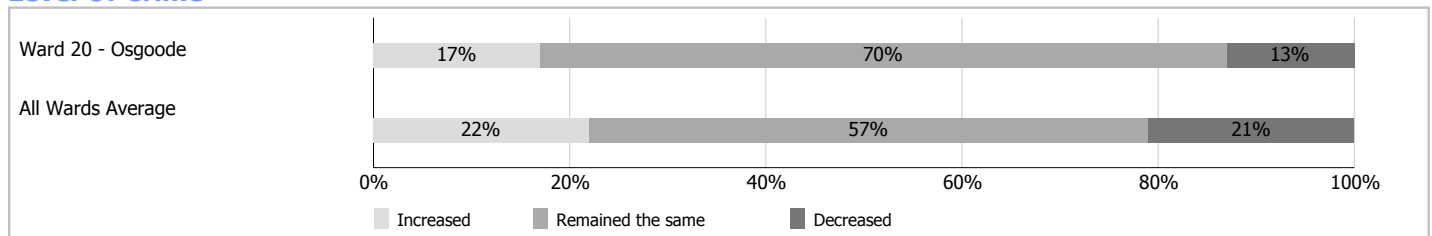
The Ottawa Police Service (OPS) and the Ottawa Police Services Board regularly seeks input on residents' perception of safety and security in their communities, concerns about crime, priorities for the police, and residents' satisfaction with police services. The information collected from the Public Survey assists the OPS to identify priorities, areas for improvement and helps the development of our upcoming 2013-2015 Business Plan.

Introduced in 2012, the survey allows for comparison at the citywide and ward level. For more information on the 2012 Public Survey, including citywide results, please refer to the OPS Highlights Report located on [ottawapolice.ca](http://ottawapolice.ca). Please note, the following information represents the opinions and perceptions of respondents by ward and is not based on official crime figures or reports.

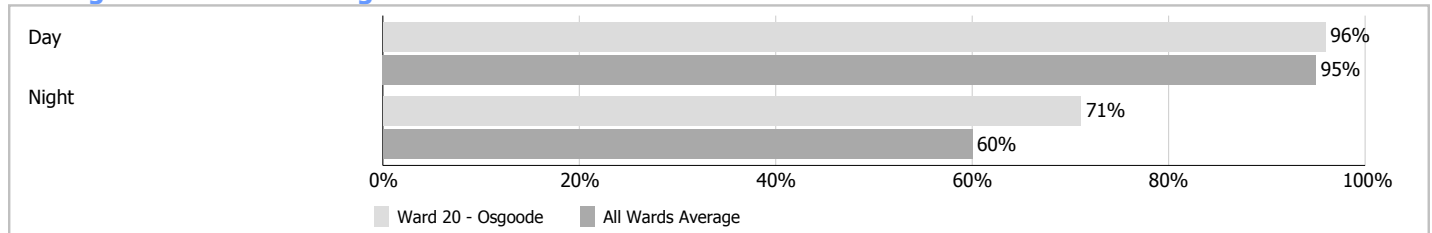
## Top Five Ward Concerns



## Level Of Crime



## Feeling Safe When Walking Alone



## Satisfaction With The Ottawa Police Services

