

Texas Relocation Report

2015 Edition

Release date: Oct. 1, 2015

Contact:

Danielle Urban
Pierpont Communications
512-448-4950
durban@piercom.com

About the Texas Relocation Report

The Texas Relocation Report is based on data from the [2014 American Community Survey](#) and the [2009-2013 American Community Survey 5-Year Estimates](#) by the U.S. Census Bureau as well as the [U-Haul 2014 National Migration Trend Reports](#). The report analyzes county relocation data for the 43 largest demographic areas in Texas. The Texas Association of Realtors distributes insights about the Texas housing market each month, including quarterly market statistics, trends among home buyers and sellers, luxury home sales, international trends, and more. To view the Texas Relocation Report in its entirety, visit TexasRealEstate.com.

About the Texas Association of Realtors

With more than 100,000 members, the Texas Association of REALTORS® is a professional membership organization that represents all aspects of real estate in Texas. We advocate on behalf of Texas REALTORS® and private-property owners to keep homeownership affordable, protect private-property rights, and promote public policies that benefit homeowners. Visit TexasRealEstate.com to learn more.



Executive Summary

Texas ranked second in the nation for relocation activity in 2014, according to the 2015 Texas Relocation Report released today by the Texas Association of Realtors. Based on data from the U.S. Census Bureau, the report shows that Texas continues to be a high-demand destination for residents moving from out of state.

According to the report, Texas followed Florida as No. 2 in the U.S. for population gains from out-of-state residents in 2014, with 538,572 people moving to Texas from out of state. The state the most new Texans came from was California (63,591), followed by Florida (40,930), Oklahoma (25,096), Louisiana (23,805) and Illinois (23,258).

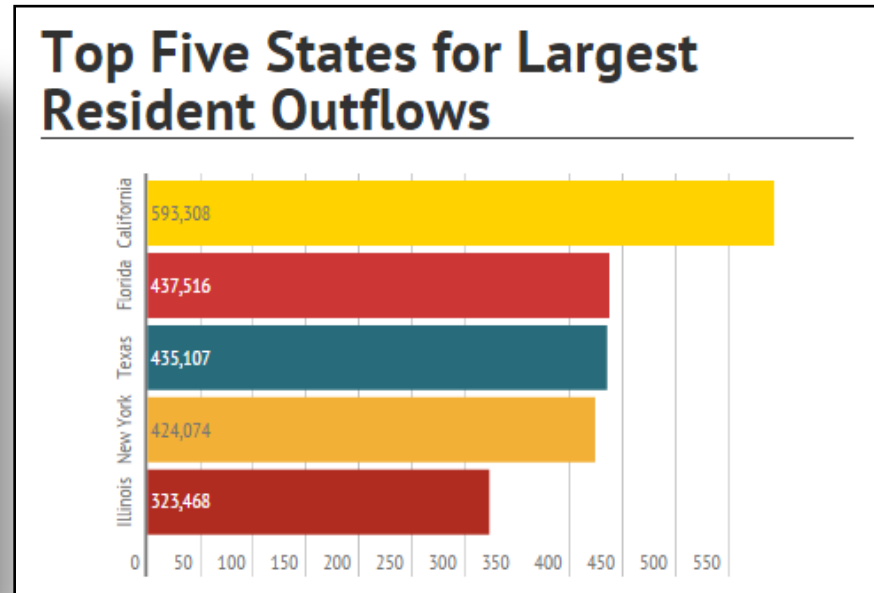
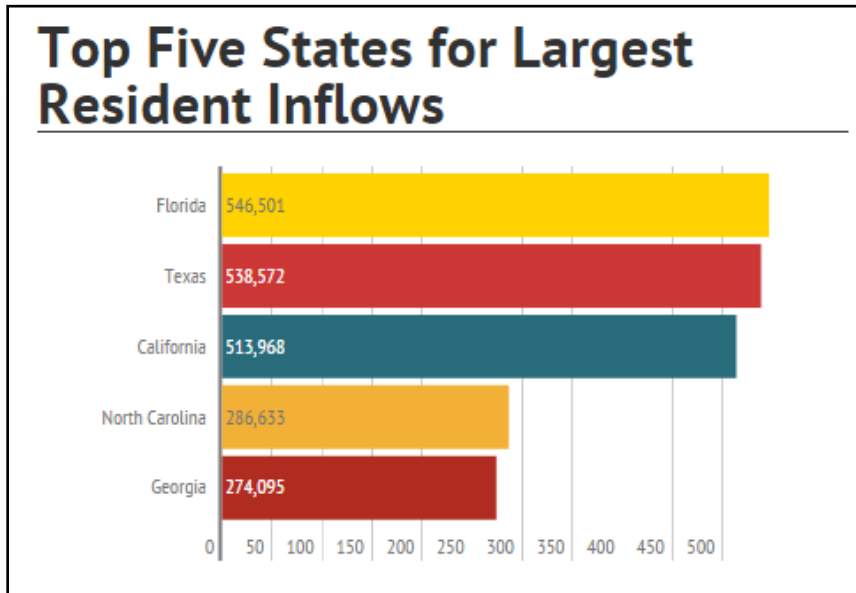
Texas once again ranked third in the nation for number of residents moving out of state (435,107), coming in behind California (593,308) and Florida (437,516) and topping New York (424,074) and Illinois (323,468). As with inbound residents, the most popular state for Texans to move to was California (38,990), followed by Florida (29,191), Oklahoma (25,175), Colorado (24,431), and Louisiana (21,516). Overall, Texas had a net gain of out-of-state residents in 2014, with 103,465 more people moving to Texas than Texas residents moving out of state.

The 2015 Texas Relocation Report also shows 5-year migration data (2009-2013) on a county-by-county basis for counties within the top 43 designated market areas in Texas. The top 10 Texas counties with the highest net gains of residents from other Texas counties were spread all over the state, with three of the top 10 counties located in Central Texas (Williamson, Hays, and Travis). Denton County led the state for a second year in a row with a net gain of 13,267 residents coming from other Texas counties.

Harris and Dallas counties remain the top two most mobile counties in the Lone Star State, ranking No. 1 and No. 2 in Texas, respectively, for both the largest inflow and the largest outflow of people. Both of these counties once again posted the highest net losses of residents moving out of county, with Dallas County posting the highest net loss of people (27,155) followed by Harris County (18,297).

Texas vs. Nationally

Texas ranked No. 2 in the U.S. for largest number of residents migrating from out-of-state.

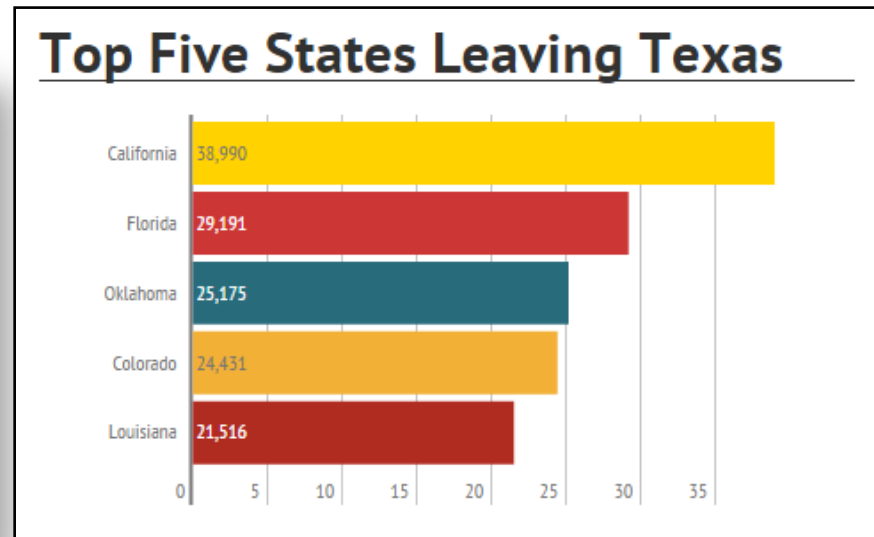
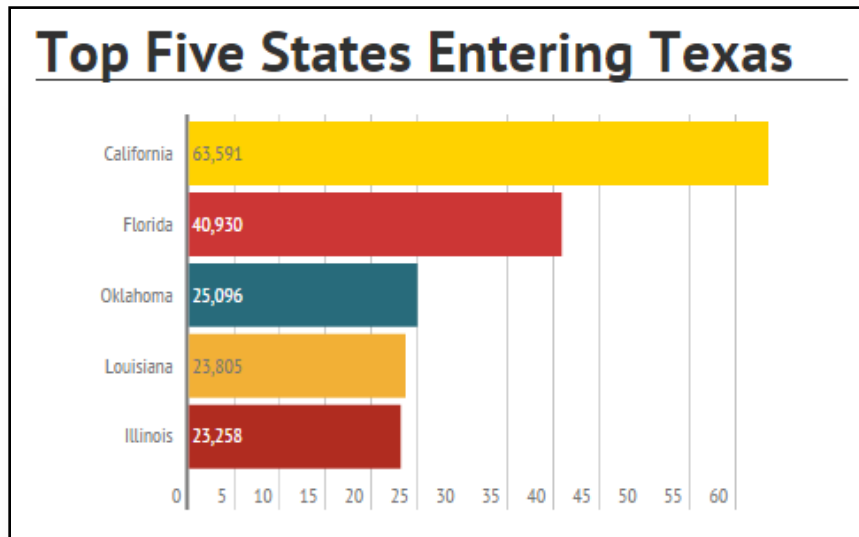


103,465

Net gain of residents for Texas in 2014

Texas vs. Nationally

California and Oklahoma were responsible for the largest number of residents moving to Texas in 2014.

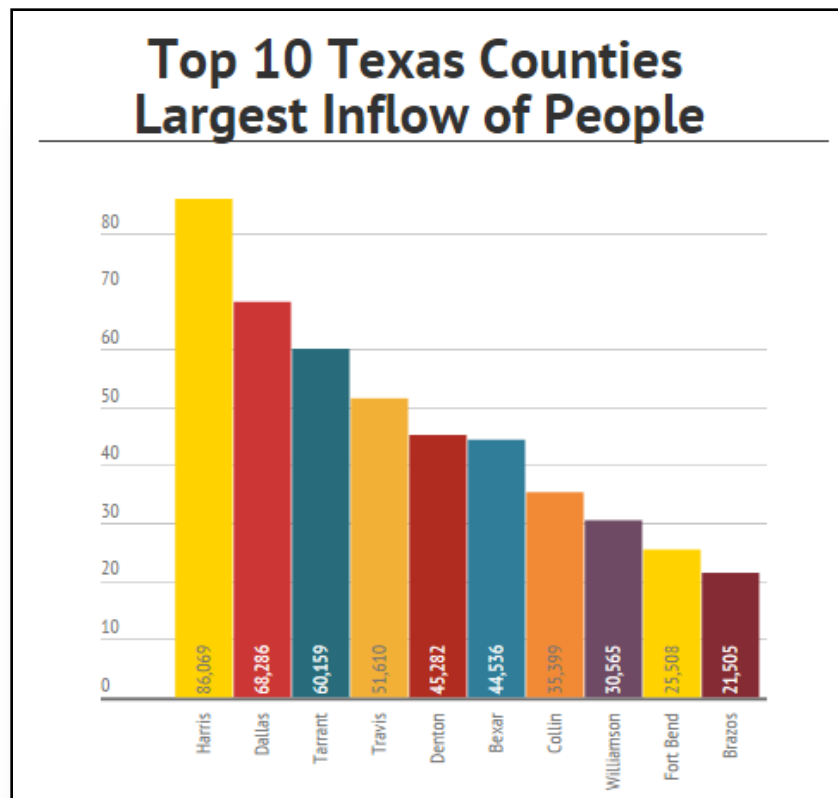


The most popular states for people leaving Texas in 2014 were California, Florida, and Oklahoma.

Texas

Of the top 10 Texas counties with the highest gains in out-of-county residents (inflow of people):

- Four are in the **Dallas-Fort Worth** area (No. 2 Dallas, No. 3 Tarrant, No. 5 Denton, No. 7 Collin)

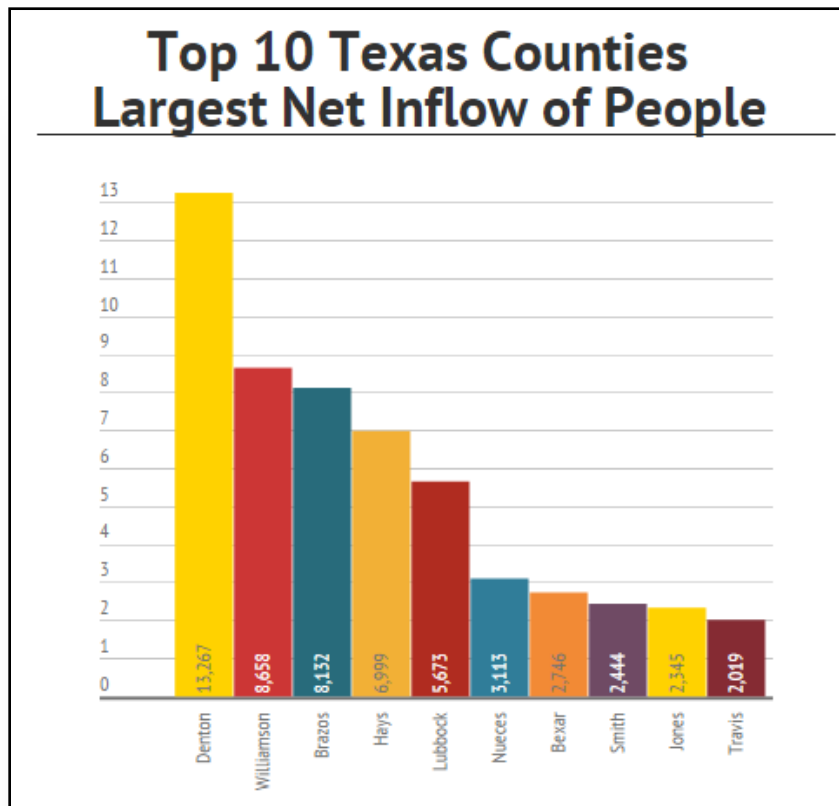


- Two are in the **Houston** area (No. 1 Harris, No. 9 Fort Bend)
- Two are in the **Austin** area (No. 4 Travis, No. 8 Williamson)
- One is in the **San Antonio** area (No. 6 Bexar)
- One is in the **Bryan-College Station** area (No. 10 Brazos)

Texas

Of the top 10 Texas counties with the largest net gains in out-of-county residents (net inflow of people):

- Three are in the **Central Texas – Austin/San Marcos/Round Rock** area (No. 2 Williamson, No. 4 Hays, No. 10 Travis)

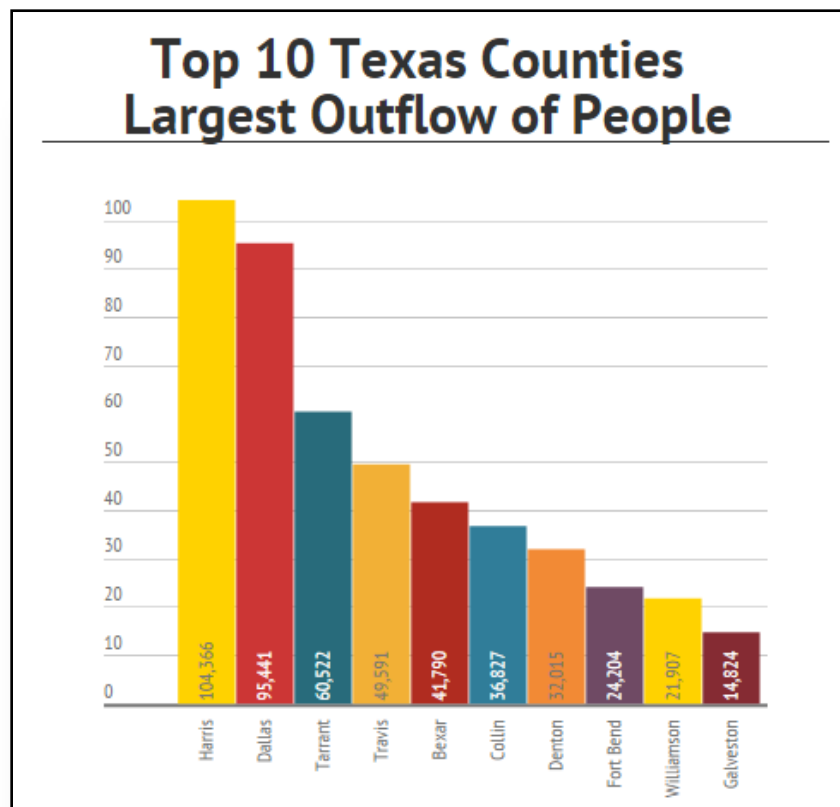


- One is in the **Dallas-Fort Worth** area (No. 1 Denton)
- Two are in the **San Antonio** area (No. 6 Nueces, No. 7 Bexar)
- One is in the **Abilene** area (No. 9 Jones)
- One is in the **Bryan-College Station** area (No. 3 Brazos)
- One is in the **Lubbock** area (No. 5 Lubbock)
- One is in the **Tyler** area (No. 8 Smith)

Texas

Of the top 10 Texas counties with the highest number of residents moving out of the county (outflow of people):

- Four are in the **Dallas-Fort Worth** area (No. 2 Dallas, No. 3 Tarrant, No. 6 Collin, No. 7 Denton)

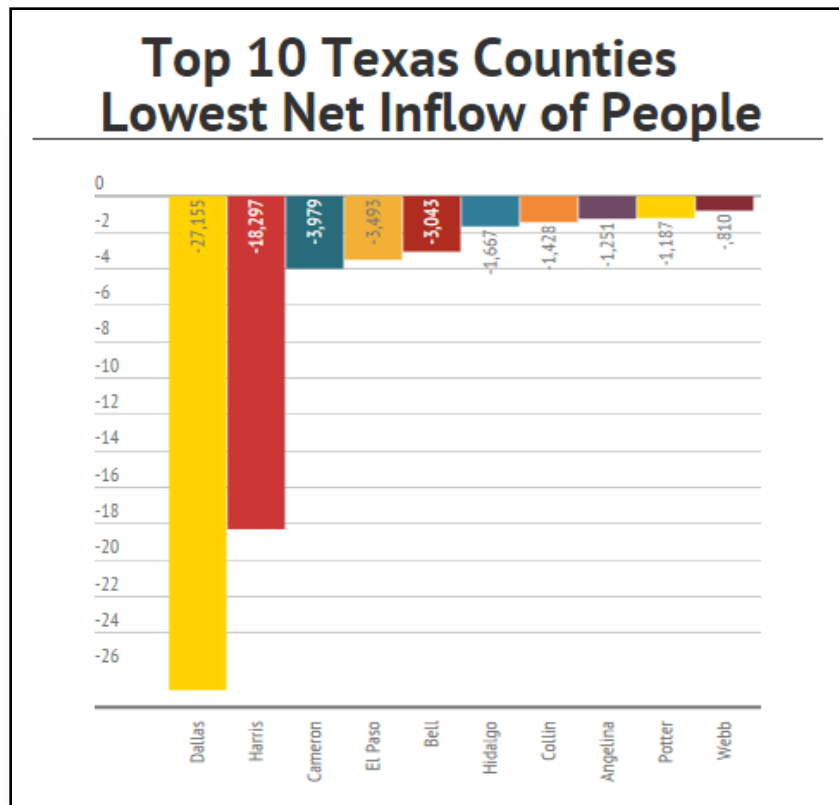


- Two are in the **Houston** area (No. 1 Harris, No. 8 Fort Bend)
- Two are in the **Austin** area (No. 4 Travis, No. 9 Williamson)
- One is in the **San Antonio** area (No. 5 Bexar)
- One is in the **Galveston** area (No. 10 Galveston)

Texas

Of the top 10 Texas counties with the largest net losses in residents moving out of the county (net outflow of people):

- Two are in the **Dallas-Fort Worth** area (No. 1 Dallas, No. 7 Collin), one is in the **El Paso** area (No. 4 El Paso) and one is in the **Brownsville / South Padre** area (No. 3 Cameron)

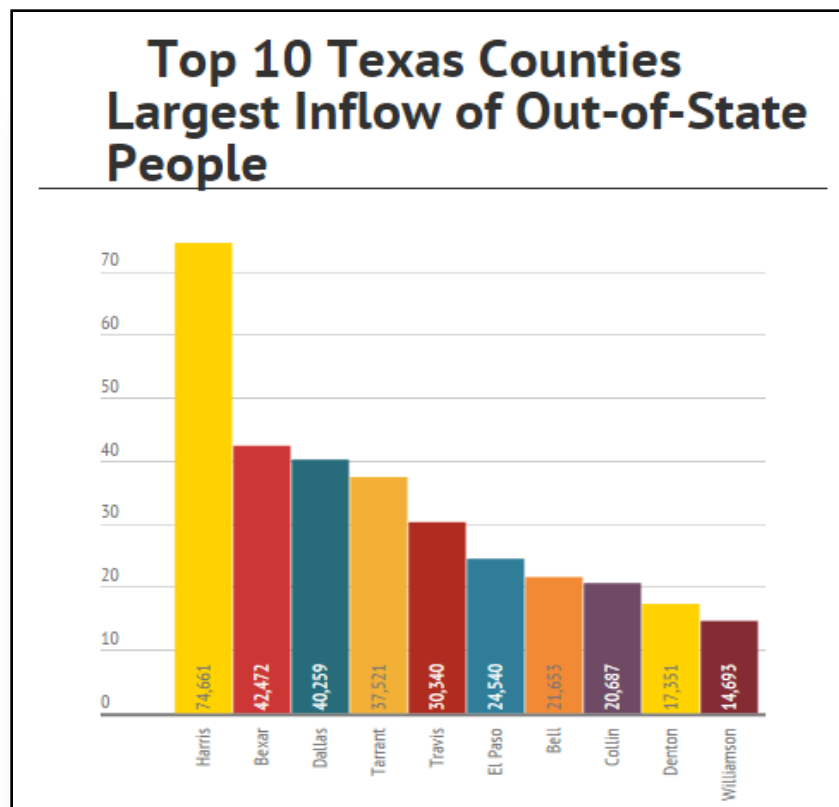


- One is in the **Houston** area (No. 2 Harris)
- One is in the **Temple-Belton** area (No. 5 Bell)
- One is in the **McAllen** area (No. 6 Hidalgo)
- One is in the **Lufkin** area (No. 8 Angelina)
- One is in the **Amarillo** area (No. 9 Potter)
- One is in the **Laredo** area (No. 10 Webb)

Texas

Of the top 10 Texas counties with the largest gain in out-of-state residents (inflow of out-of-state residents):

- Four are in the **Dallas-Fort Worth** area (No. 3 Dallas, No. 4 Tarrant, No. 8 Collin, No. 9 Denton)

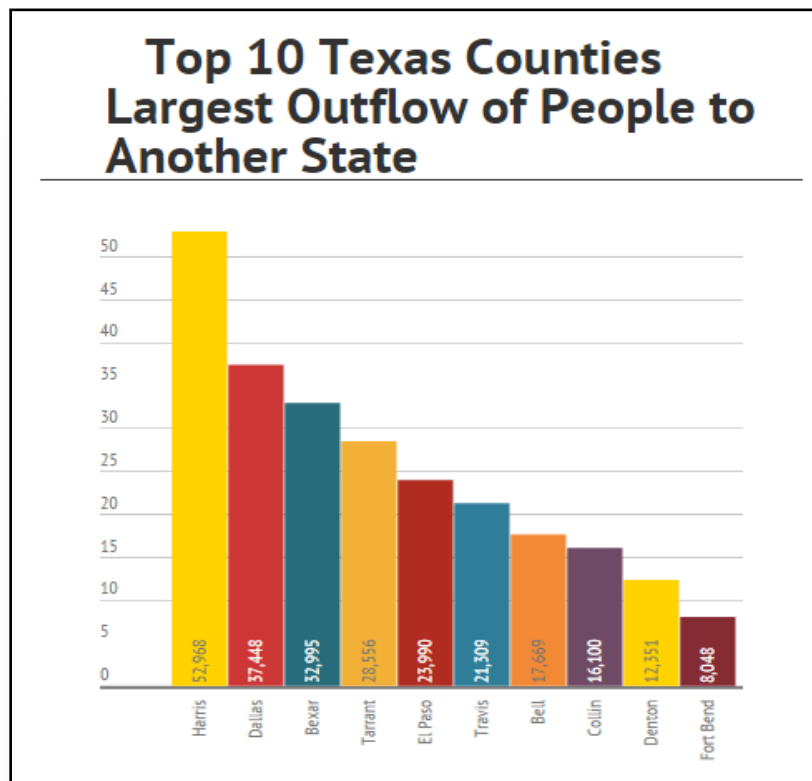


- Two are in the **Austin** area (No. 5 Travis, No. 10 Williamson)
- One is in the **Houston** area (No. 1 Harris)
- One is in the **Temple-Killeen** area (No. 7 Bell)
- One is in the **San Antonio** area (No. 2 Bexar)
- One is in the **El Paso** area (No. 6 El Paso)

Texas

Of the top 10 Texas counties with the largest number of people leaving Texas (outflow of people to another state):

- Three are in the **Dallas-Fort Worth** area (No. 2 Dallas, No. 4 Tarrant, No. 8 Collin, No. 9 Denton)

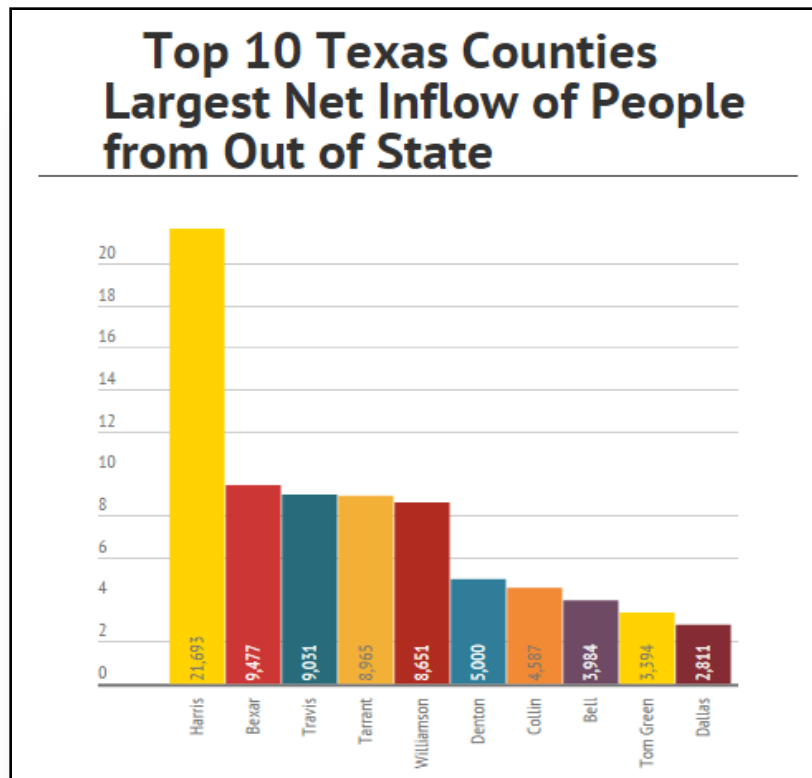


- Two are in the **Houston** area (No. 1 Harris, No. 10 Fort Bend)
- One is in the **Austin** area (No. 6 Travis)
- One is in the **San Antonio** area (No. 3 Bexar)
- One is in the **Temple-Killeen** area (No. 7 Bell)
- One is in the **El Paso** area (No. 5 El Paso)

Texas

Of the top 10 Texas counties with largest net gain in out-of-state residents (net inflow of people from out of state):

- Four are in the **Dallas-Fort Worth** area (No. 4 Tarrant, No. 6 Denton, No. 7 Collin, No. 10 Dallas)

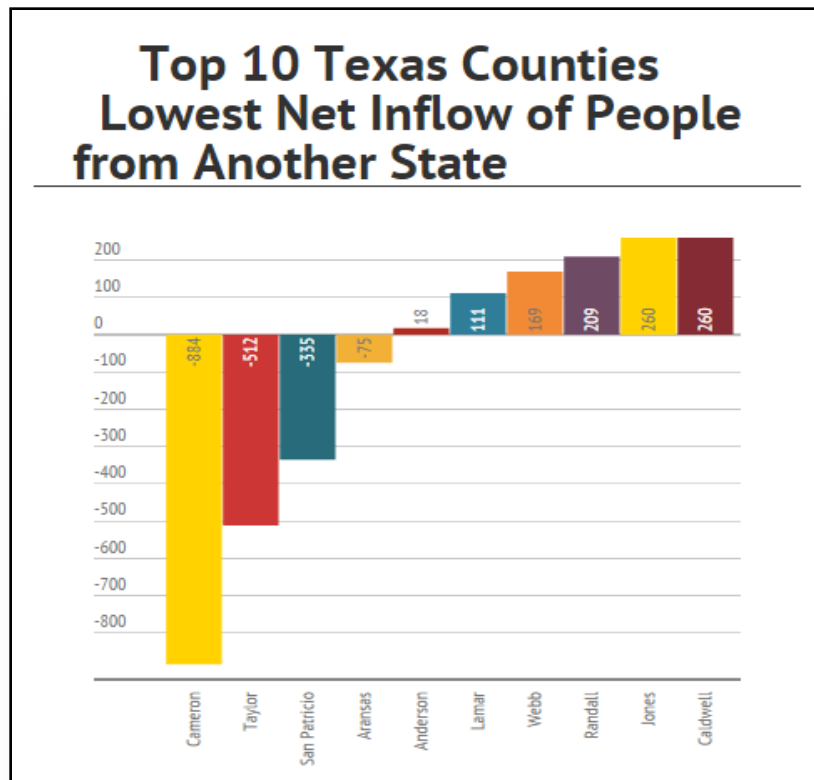


- Three are in Central Texas, including **No. 3 Travis** (Austin), **No. 5 Williamson** (Round Rock), **No. 8 Bell** (Temple, Killeen)
- One is in the **Houston** area (No. 1 Harris)
- One is in the **San Antonio** area (No. 2 Bexar)
- One is in the **San Angelo** area (No. 9 Tom Green)

Texas

Of the top 10 Texas counties with the largest net loss in residents to other U.S. states (net outflow of people to another state):

- Three are in coastal areas such as **Corpus Christi** (No. 3. San Patricio, No. 4 Aransas) and **Brownsville / South Padre** (No. 1 Cameron)

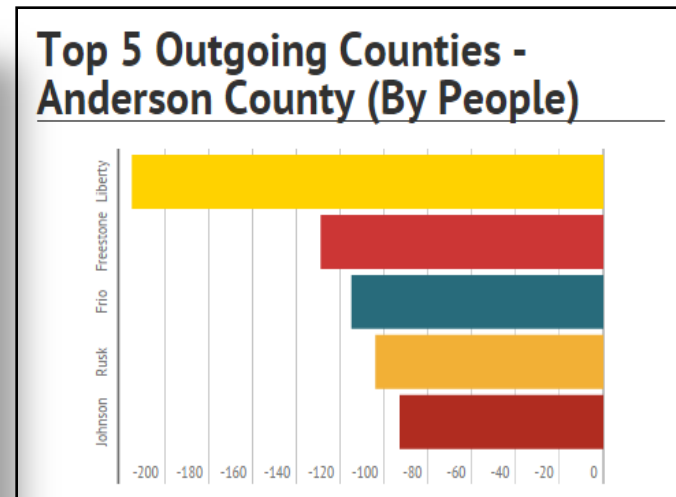
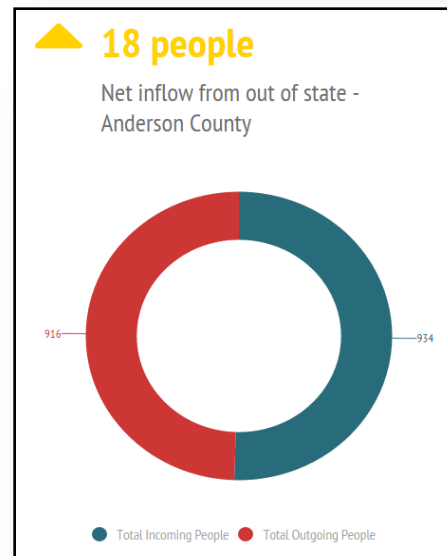
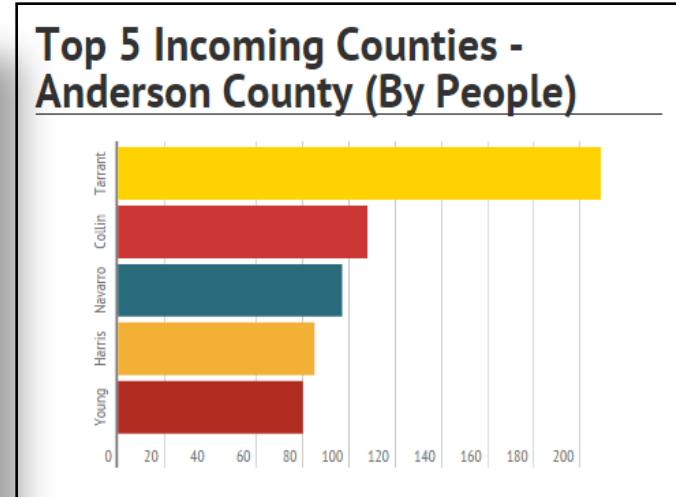
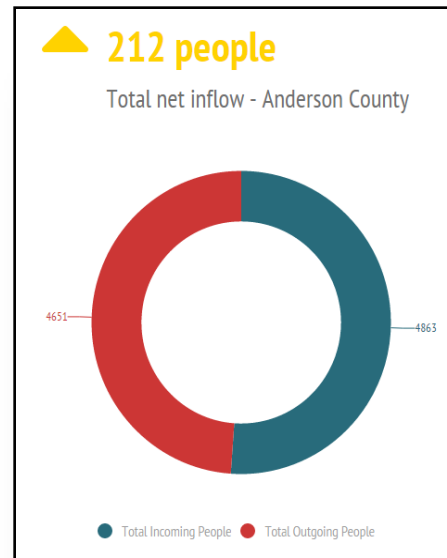


- One is in the **Amarillo** area (No. 8 Randall)
- Two are in the **Abilene** area (No. 2 Taylor, No. 9 Jones)
- One is in the **San Marcos** area (No. 10 Caldwell)
- Two are in the **Palestine** area (No. 5 Anderson, No. 6 Lamar)
- One is in the **Laredo** area (No. 7 Webb)

Anderson County

DMA: Palestine, Texas

- No. 31 county for total inflow of people
- No. 32 county for total outflow of people
- No. 23 county for net inflow of people
- No. 39 county for total out-of-state inflow of people
- No. 34 county for total out-of-state outflow of people
- No. 39 county for net out-of-state inflow of people



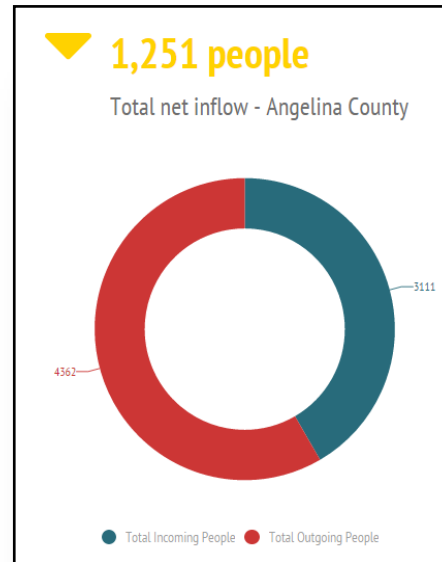
Sources:

2014 American Community Survey and the 2009-2013 American Community Survey 5-Year Estimates, U.S. Census Bureau
2014 U-Haul National Migration Trend Reports.

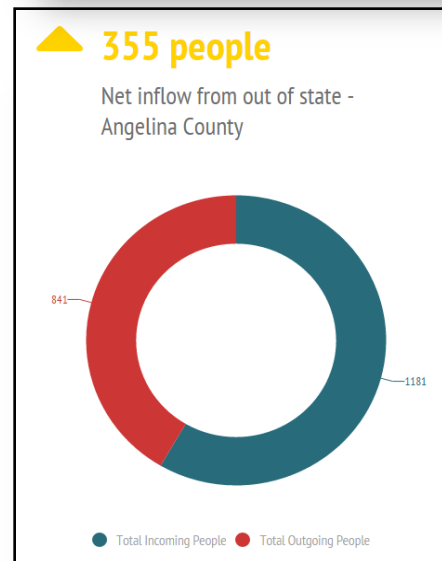
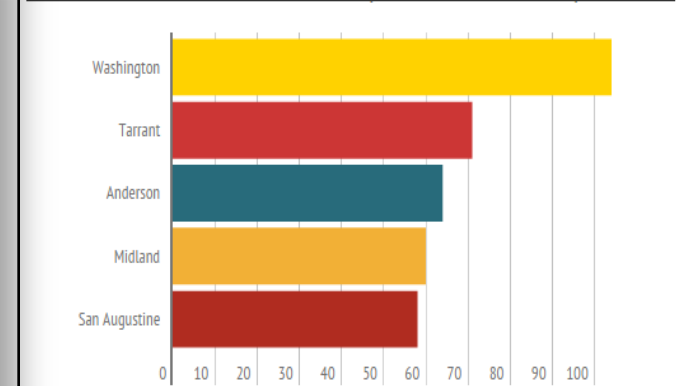
Angelina County

DMA: Lufkin, Texas

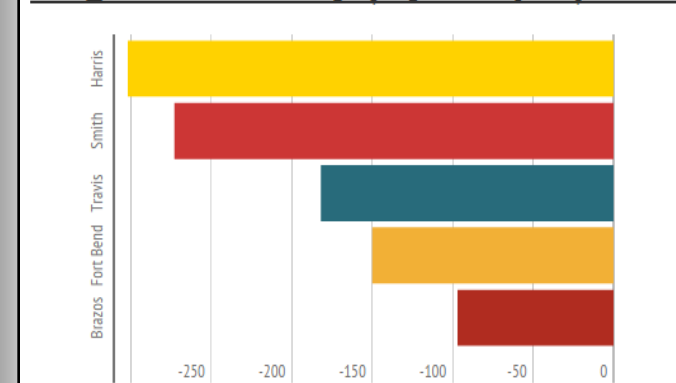
- No. 40 county for total inflow of people
- No. 33 county for total outflow of people
- No. 36 county for net inflow of people
- No. 35 county for total out-of-state inflow of people
- No. 37 county for total out-of-state outflow of people
- No. 28 county for net out-of-state inflow of people



Top 5 Incoming Counties - Angelina County (By People)



Top 5 Outgoing Counties - Angelina County (By People)



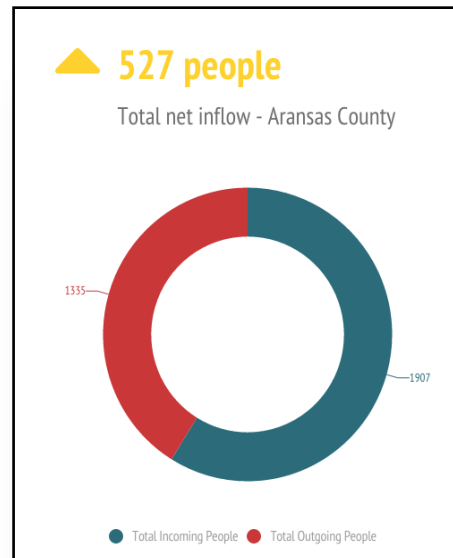
Sources:

2014 American Community Survey and the 2009-2013 American Community Survey 5-Year Estimates, U.S. Census Bureau
2014 U-Haul National Migration Trend Reports.

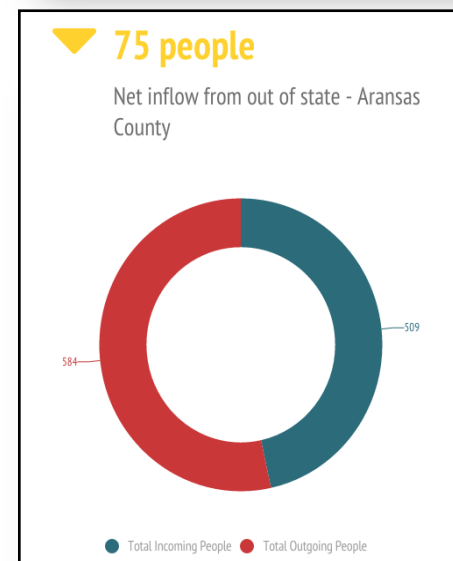
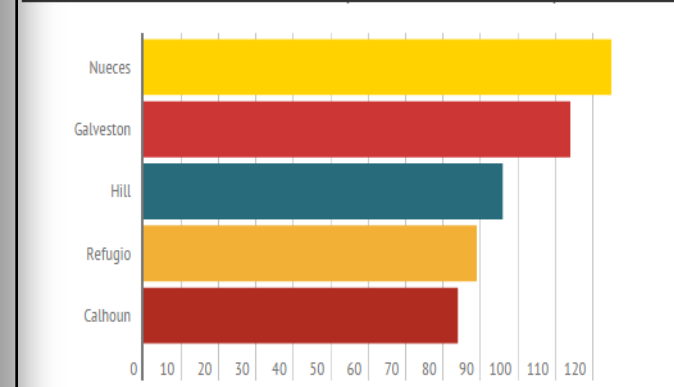
Aransas County

DMA: Corpus Christi

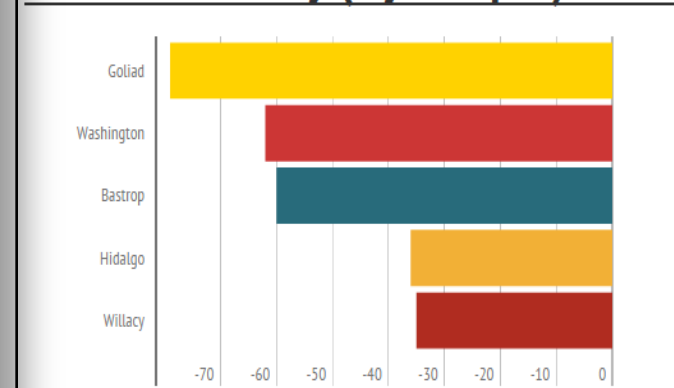
- No. 42 county for total inflow of people
- No. 42 county for total outflow of people
- No. 19 county for net inflow of people
- No. 41 county for total out-of-state inflow of people
- No. 39 county for total out-of-state outflow of people
- No. 40 county for net out-of-state inflow of people



Top 5 Incoming Counties - Aransas County (By People)



Top 5 Outgoing Counties - Aransas County (By People)



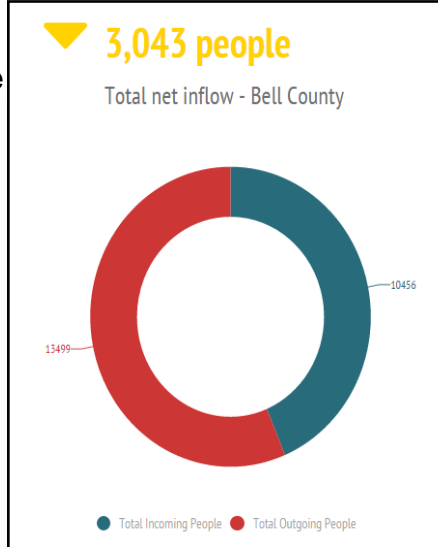
Sources:

2014 American Community Survey and the 2009-2013 American Community Survey 5-Year Estimates, U.S. Census Bureau
2014 U-Haul National Migration Trend Reports.

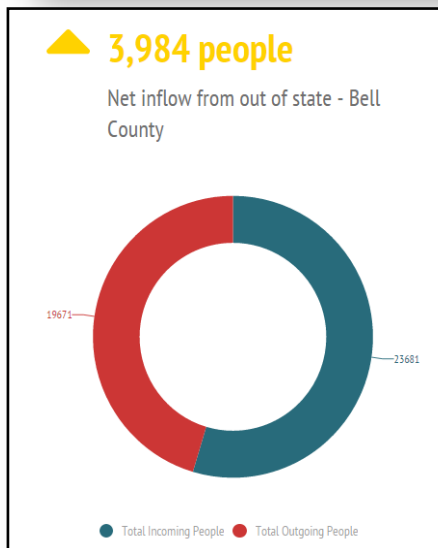
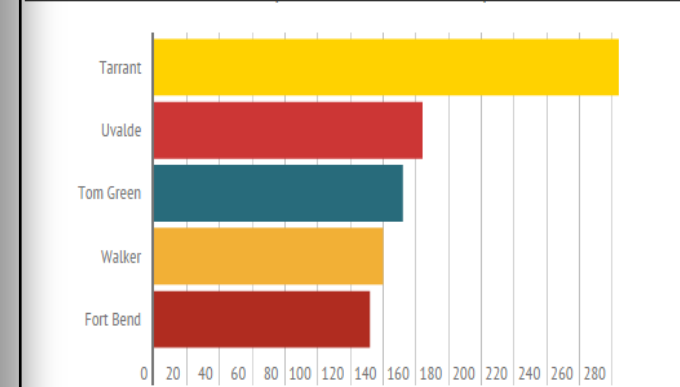
Bell County

DMA: Belton | Fort Hood | Killeen | Temple

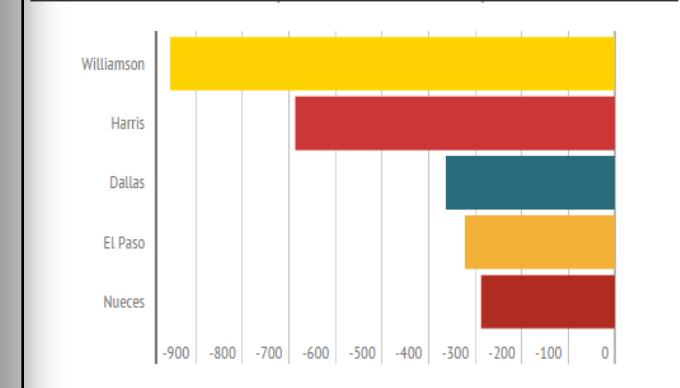
- No. 19 county for total inflow of people
- No. 11 county for total outflow of people
- No. 39 county for net inflow of people
- No. 7 county for total out-of-state inflow of people
- No. 7 county for total out-of-state outflow of people
- No. 8 county for net out-of-state inflow of people



Top 5 Incoming Counties - Bell County (By People)



Top 5 Outgoing Counties - Bell County (By People)



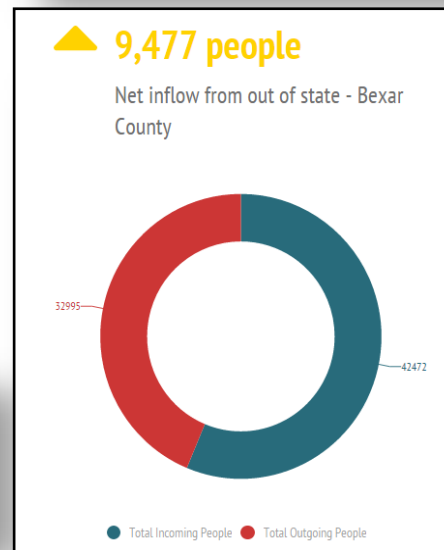
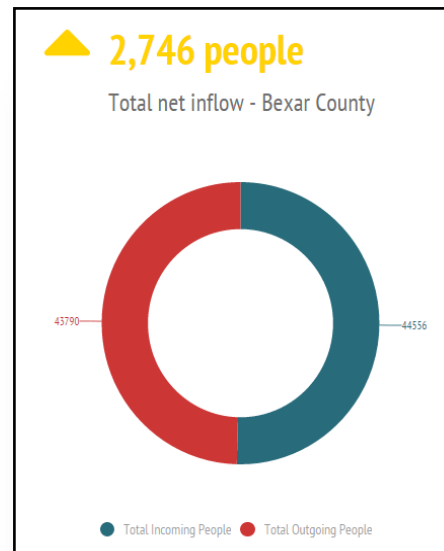
Bexar County

DMA: San Antonio

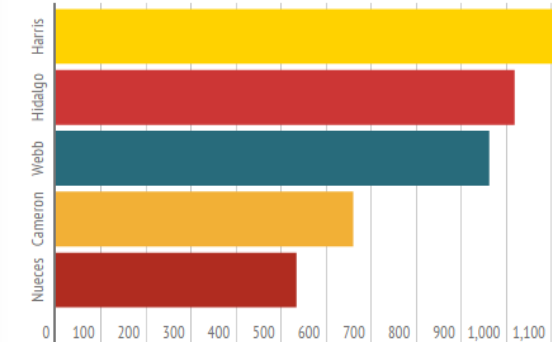
- No. 6 county for total inflow of people
- No. 5 county for total outflow of people
- No. 7 county for net inflow of people
- No. 2 county for total out-of-state inflow of people
- No. 3 county for total out-of-state outflow of people
- No. 2 county for net out-of-state inflow of people

★ San Antonio

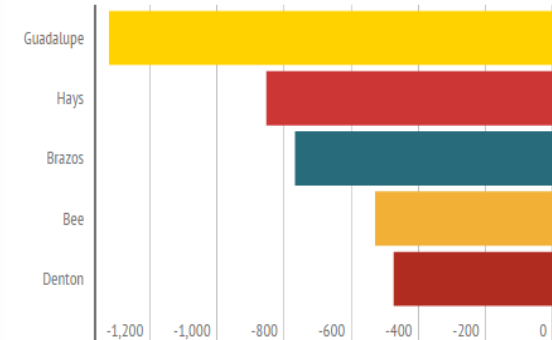
U-Haul ranked San Antonio the No. 4 destination city in the U.S.



Top 5 Incoming Counties - Bexar County (By People)



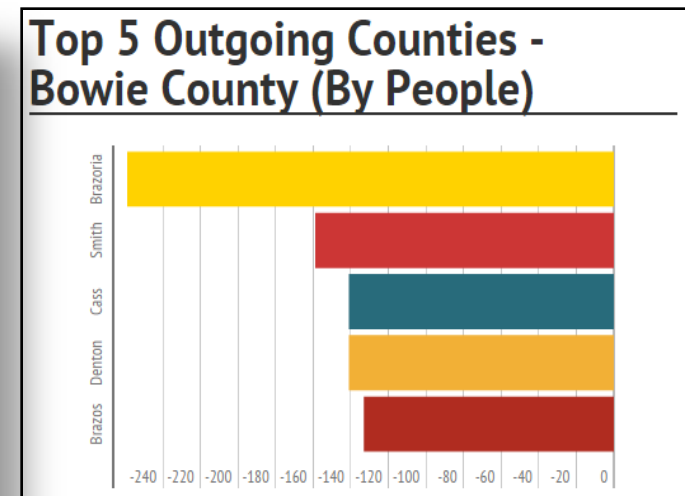
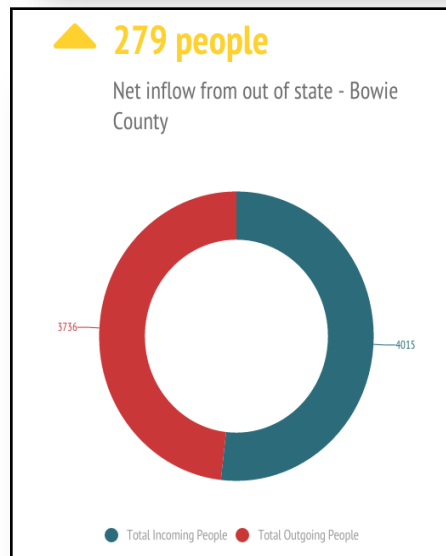
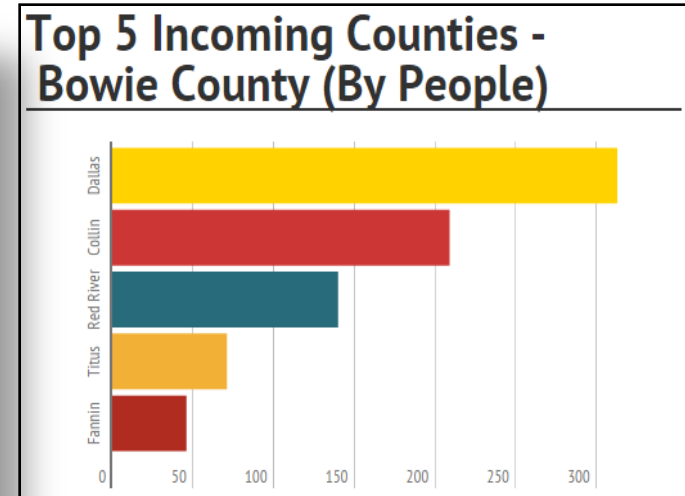
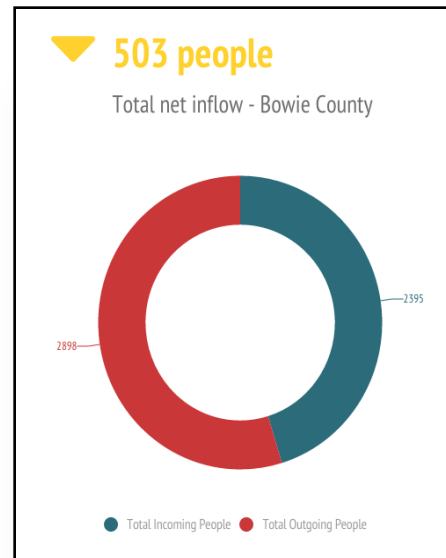
Top 5 Outgoing Counties - Bexar County (By People)



Bowie County

DMA: Texarkana

- No. 41 county for total inflow of people
- No. 37 county for total outflow of people
- No. 31 county for net inflow of people
- No. 21 county for total out-of-state inflow of people
- No. 19 county for total out-of-state outflow of people
- No. 32 county for net out-of-state inflow of people



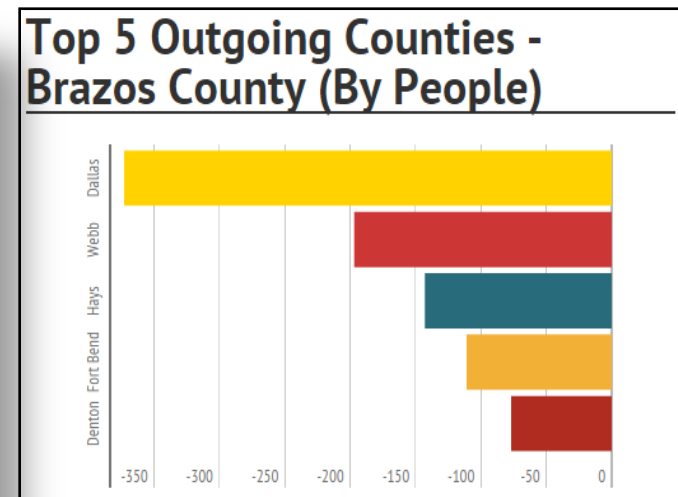
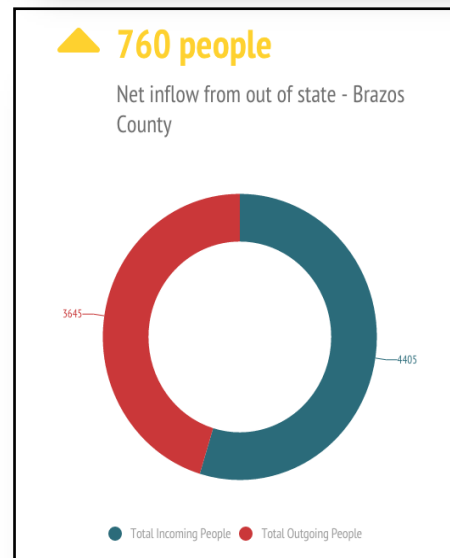
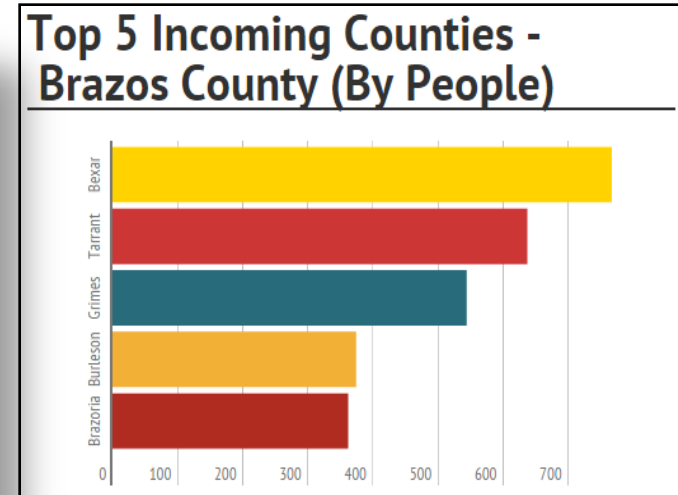
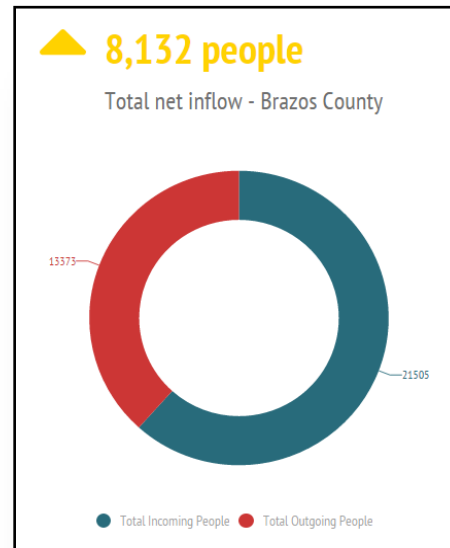
Sources:

2014 American Community Survey and the 2009-2013 American Community Survey 5-Year Estimates, U.S. Census Bureau
2014 U-Haul National Migration Trend Reports.

Brazos County

DMA: Bryan-College Station

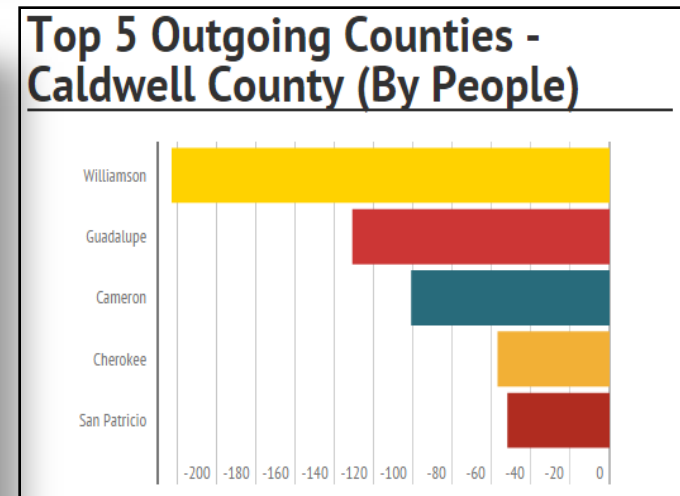
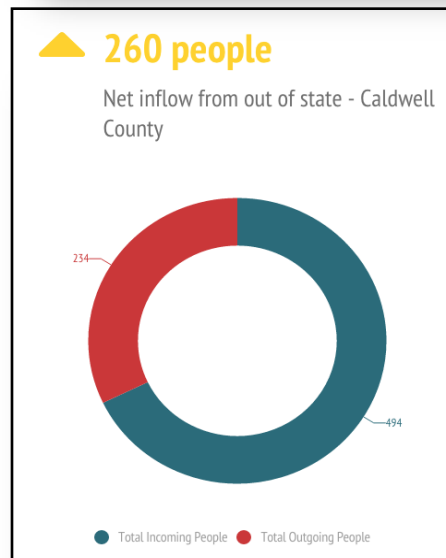
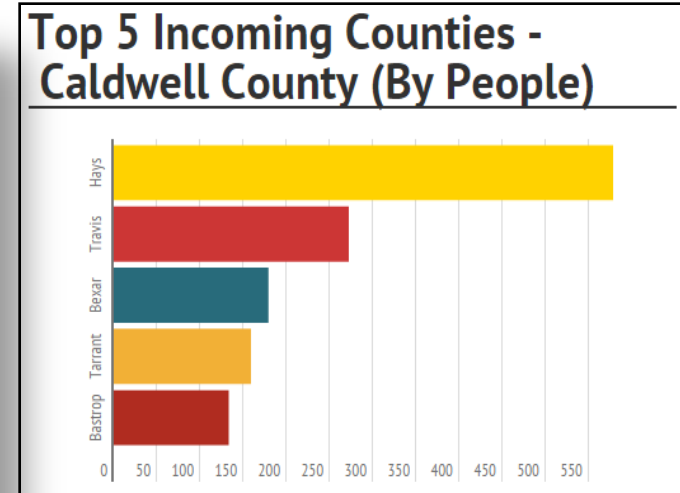
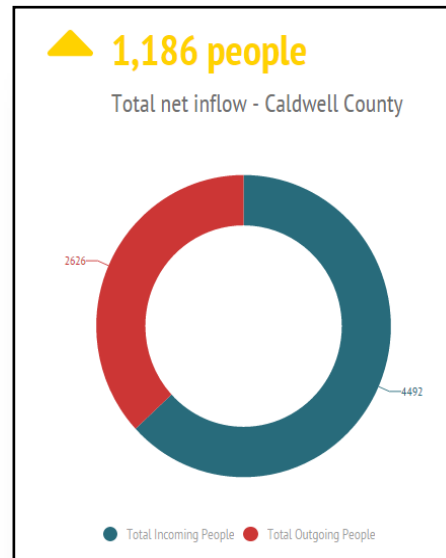
- No. 10 county for total inflow of people
- No. 13 county for total outflow of people
- No. 3 county for net inflow of people
- No. 19 county for total out-of-state inflow of people
- No. 21 county for total out-of-state outflow of people
- No. 21 county for net out-of-state inflow of people



Caldwell County

DMA: San Marcos

- No. 32 county for total inflow of people
- No. 39 county for total outflow of people
- No. 11 county for net inflow of people
- No. 42 county for total out-of-state inflow of people
- No. 42 county for total out-of-state outflow of people
- No. 34 county for net out-of-state inflow of people



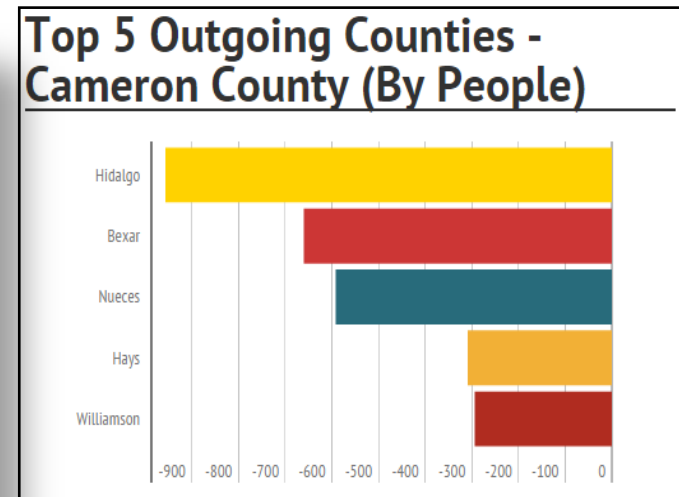
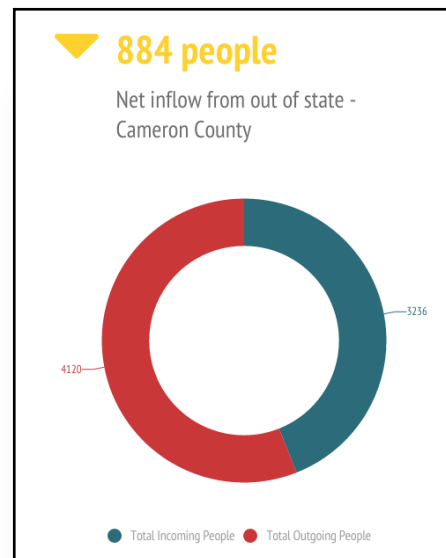
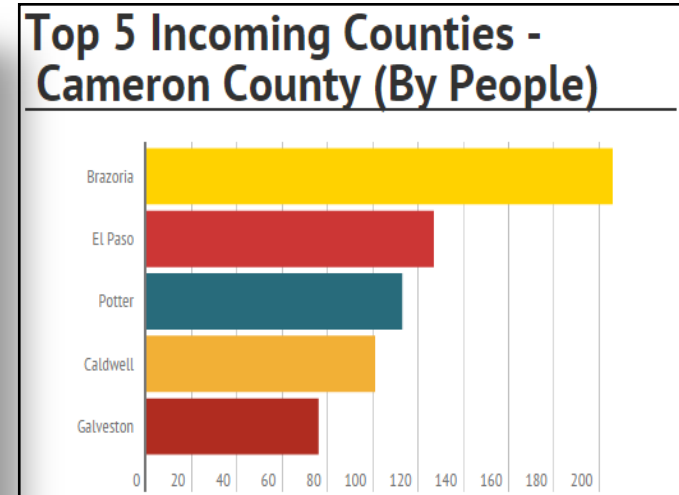
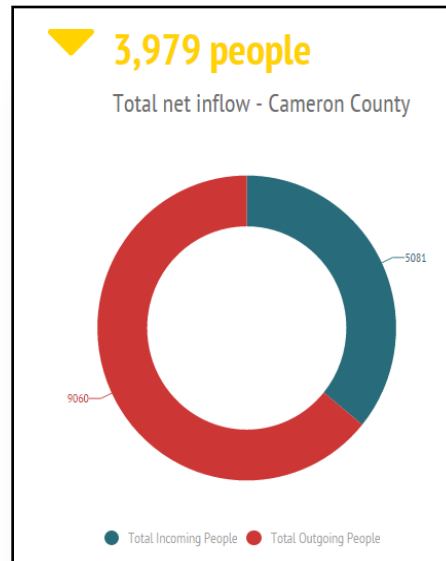
Sources:

2014 American Community Survey and the 2009-2013 American Community Survey 5-Year Estimates, U.S. Census Bureau
2014 U-Haul National Migration Trend Reports.

Cameron County

DMA: Brownsville | Harlingen |
South Padre Island

- No. 30 county for total inflow of people
- No. 22 county for total outflow of people
- No. 41 county for net inflow of people
- No. 24 county for total out-of-state inflow of people
- No. 18 county for total out-of-state outflow of people
- No. 43 county for net out-of-state inflow of people



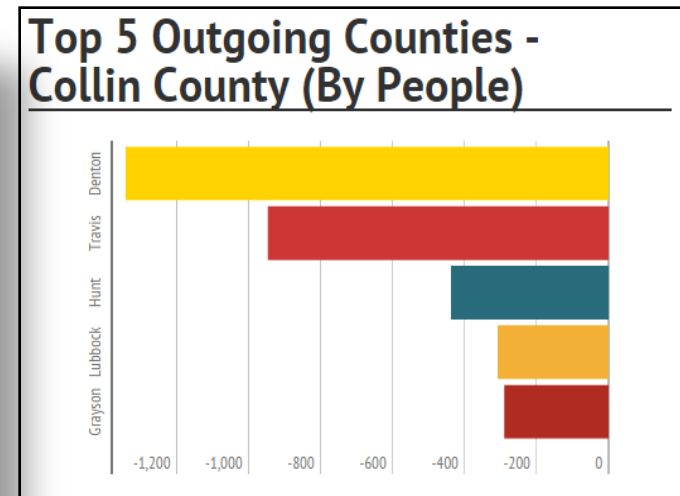
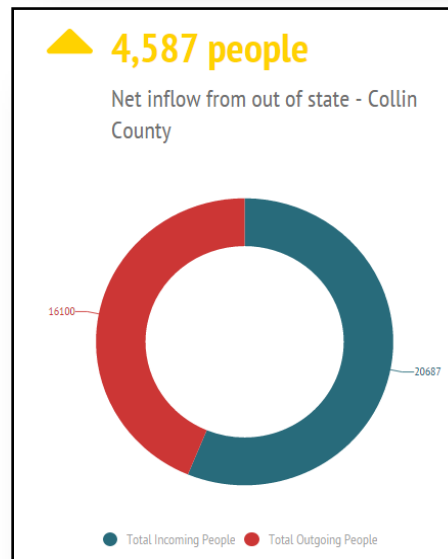
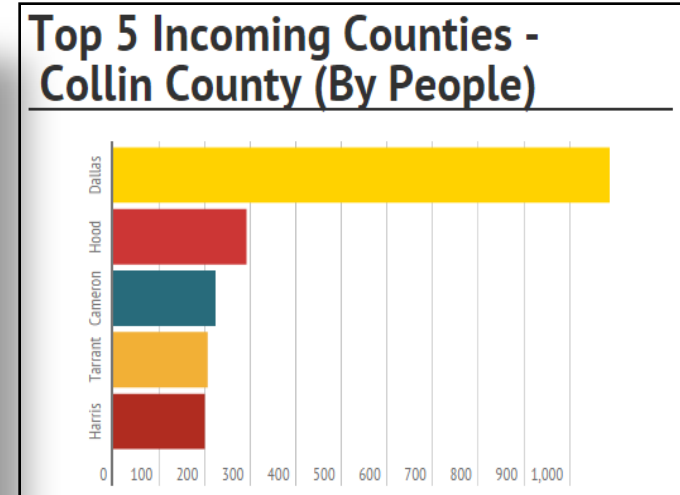
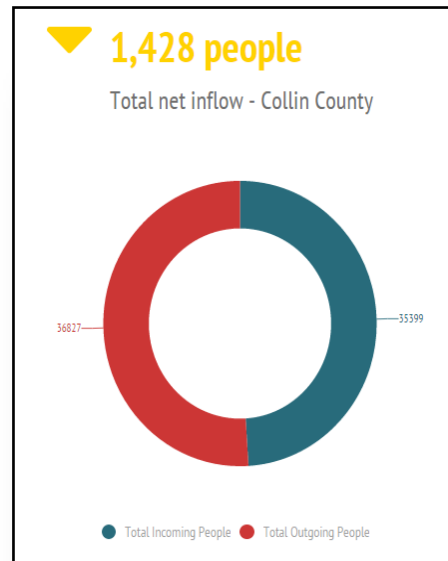
Sources:

2014 American Community Survey and the 2009-2013 American Community Survey 5-Year Estimates, U.S. Census Bureau
2014 U-Haul National Migration Trend Reports.

Collin County

DMA: Garland

- No. 7 county for total inflow of people
- No. 6 county for total outflow of people
- No. 37 county for net inflow of people
- No. 8 county for total out-of-state inflow of people
- No. 8 county for total out-of-state outflow of people
- No. 7 county for net out-of-state inflow of people



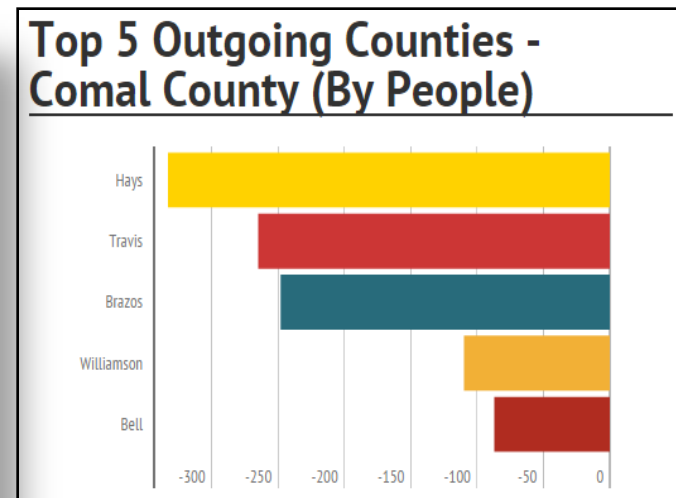
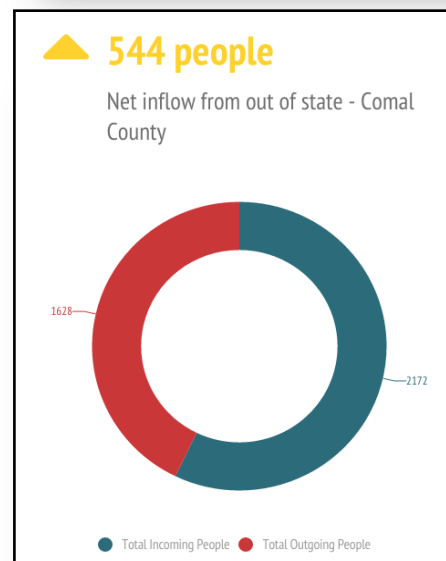
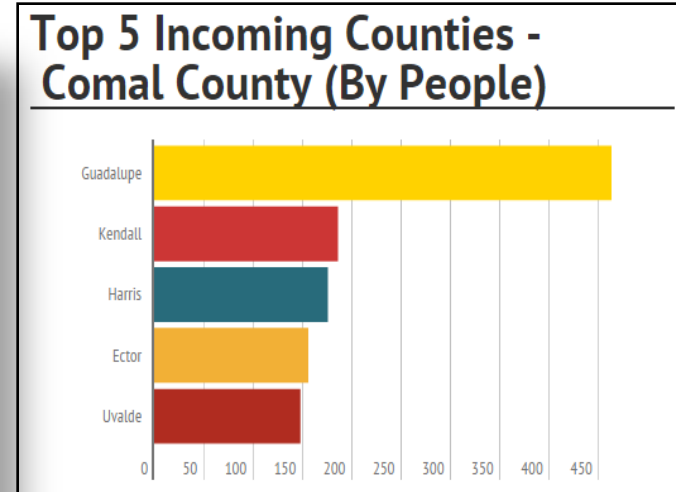
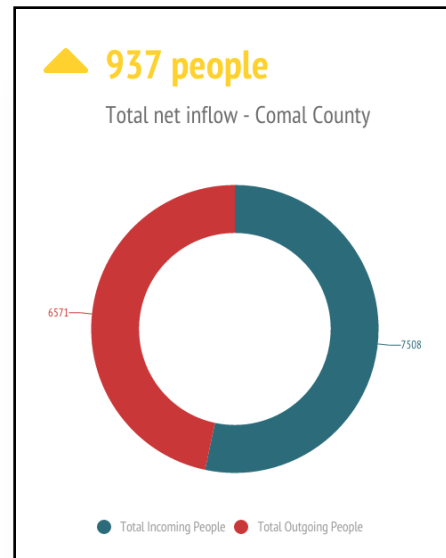
Sources:

2014 American Community Survey and the 2009-2013 American Community Survey 5-Year Estimates, U.S. Census Bureau
2014 U-Haul National Migration Trend Reports.

Comal County

DMA: San Antonio

- No. 22 county for total inflow of people
- No. 26 county for total outflow of people
- No. 16 county for net inflow of people
- No. 31 county for total out-of-state inflow of people
- No. 30 county for total out-of-state outflow of people
- No. 23 county for net out-of-state inflow of people



Sources:

2014 American Community Survey and the 2009-2013 American Community Survey 5-Year Estimates, U.S. Census Bureau
2014 U-Haul National Migration Trend Reports.

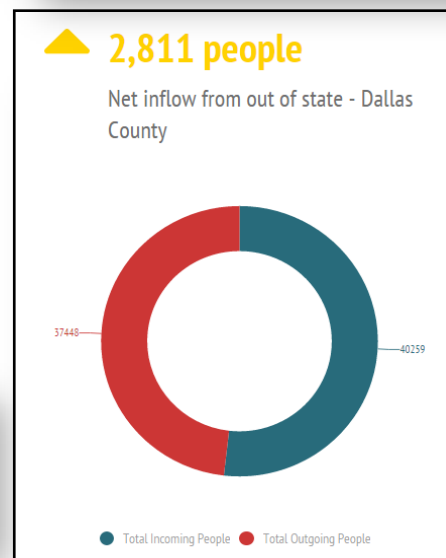
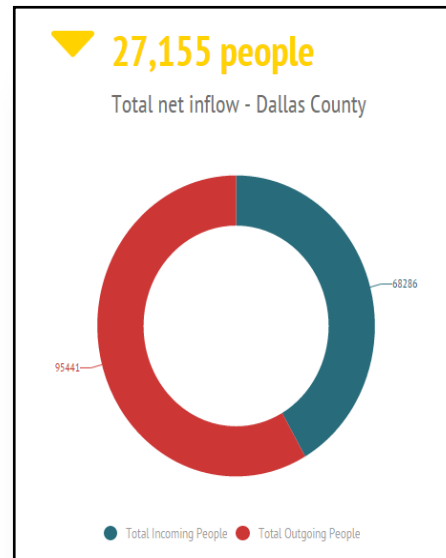
Dallas County

DMA: Dallas | Garland | Irving

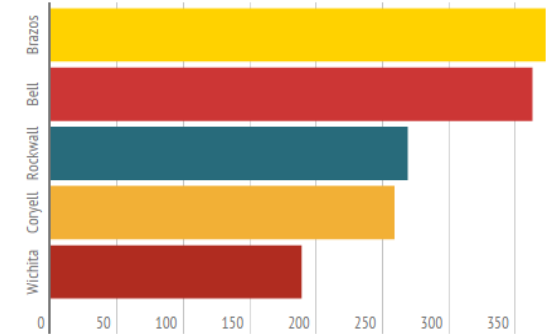
- No. 2 county for total inflow of people
- No. 2 county for total outflow of people
- No. 43 county for net inflow of people
- No. 3 county for total out-of-state inflow of people
- No. 2 county for total out-of-state outflow of people
- No. 10 county for net out-of-state inflow of people



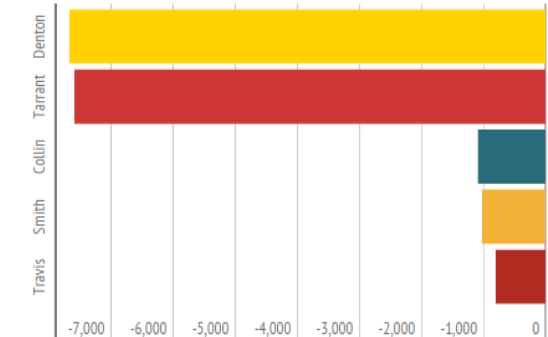
U-Haul ranked Dallas the No. 18 destination city in the U.S.



Top 5 Incoming Counties - Dallas County (By People)



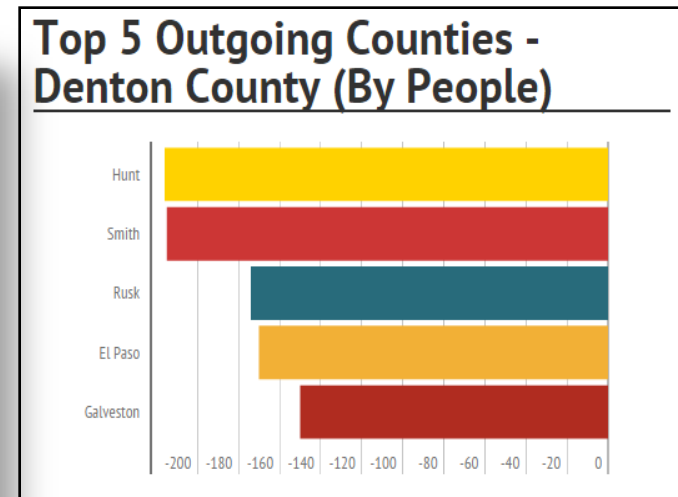
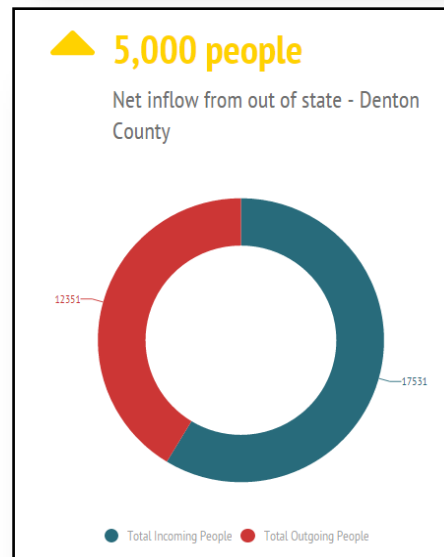
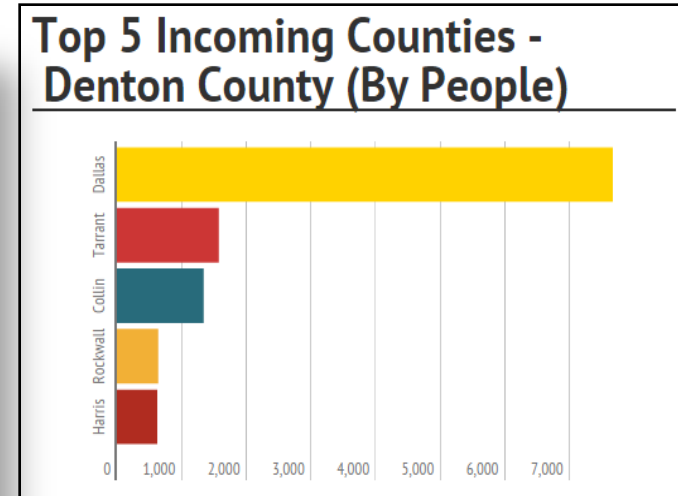
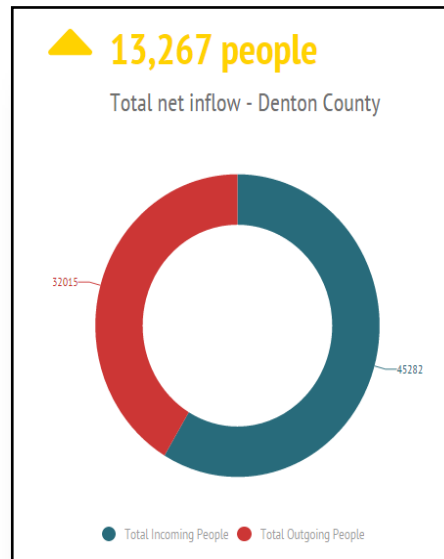
Top 5 Outgoing Counties - Dallas County (By People)



Denton County

DMA: Fort Worth

- No. 5 county for total inflow of people
- No. 7 county for total outflow of people
- No. 1 county for net inflow of people
- No. 9 county for total out-of-state inflow of people
- No. 9 county for total out-of-state outflow of people
- No. 6 county for net out-of-state inflow of people



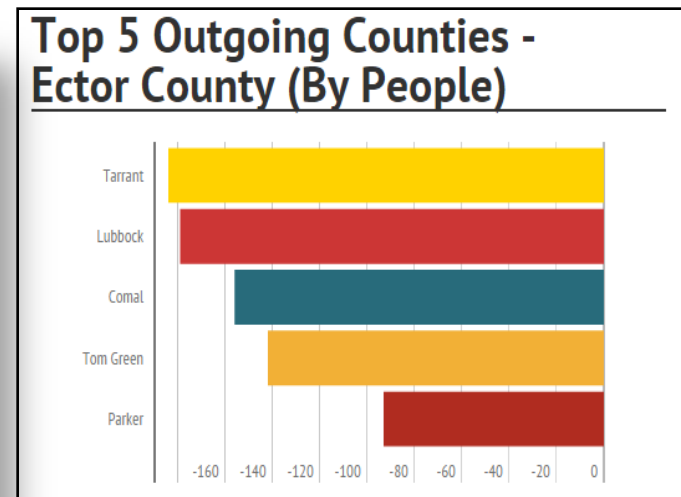
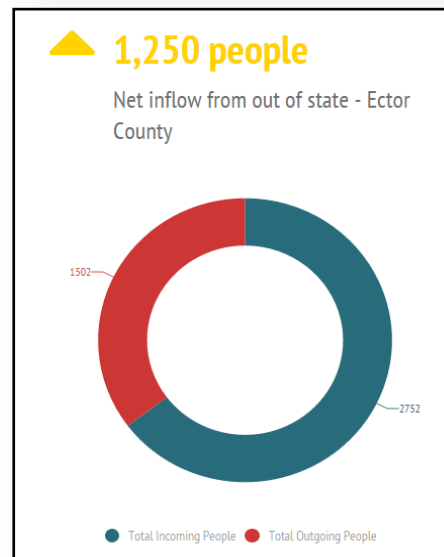
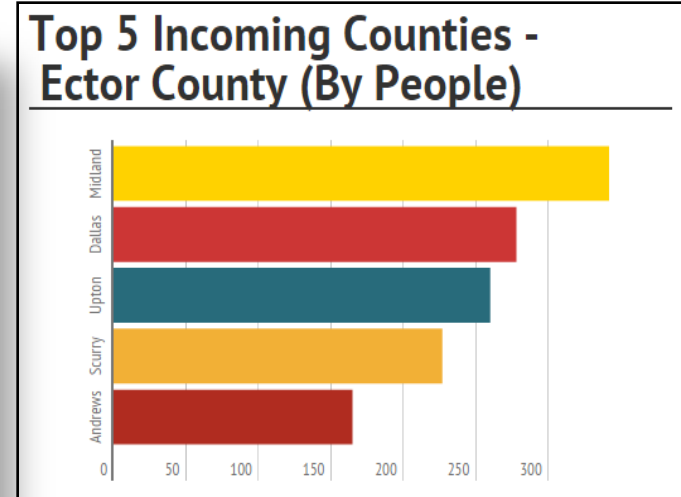
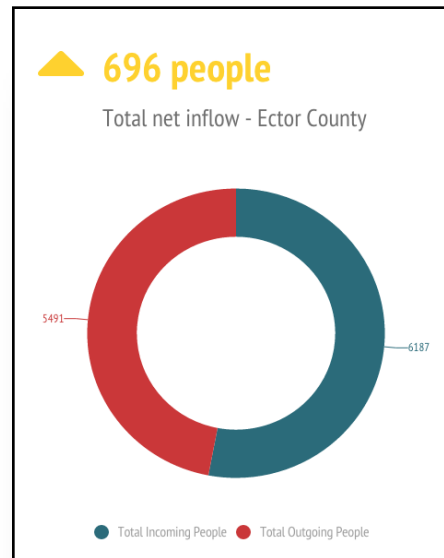
Sources:

2014 American Community Survey and the 2009-2013 American Community Survey 5-Year Estimates, U.S. Census Bureau
2014 U-Haul National Migration Trend Reports.

Ector County

DMA: Odessa

- No. 27 county for total inflow of people
- No. 27 county for total outflow of people
- No. 17 county for net inflow of people
- No. 27 county for total out-of-state inflow of people
- No. 31 county for total out-of-state outflow of people
- No. 17 county for net out-of-state inflow of people



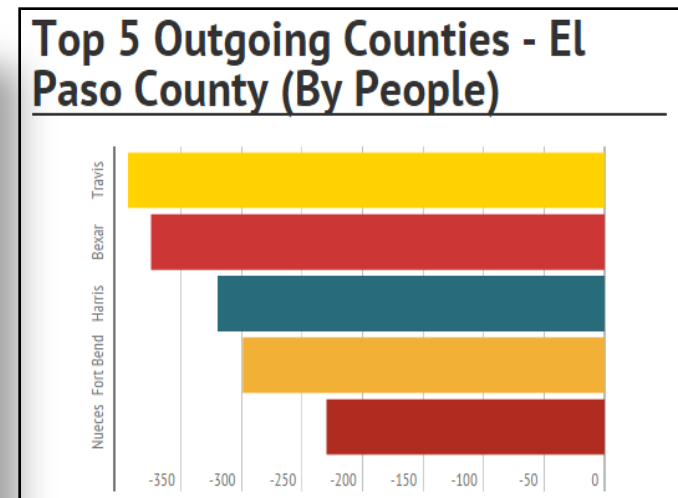
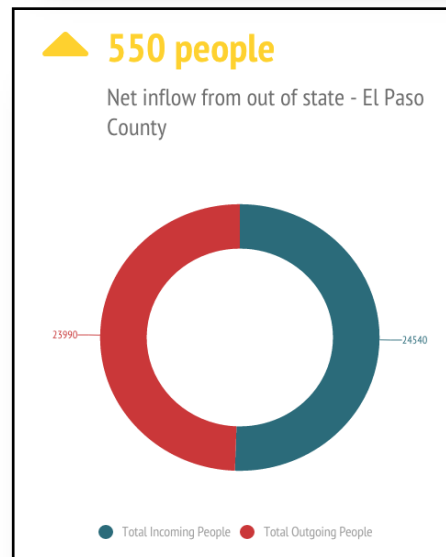
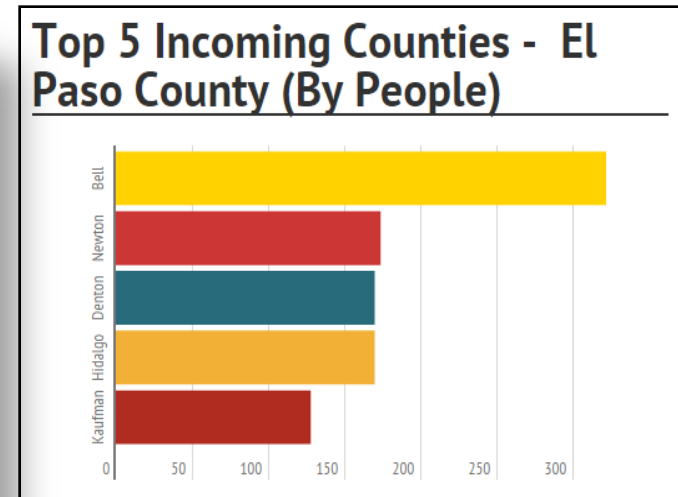
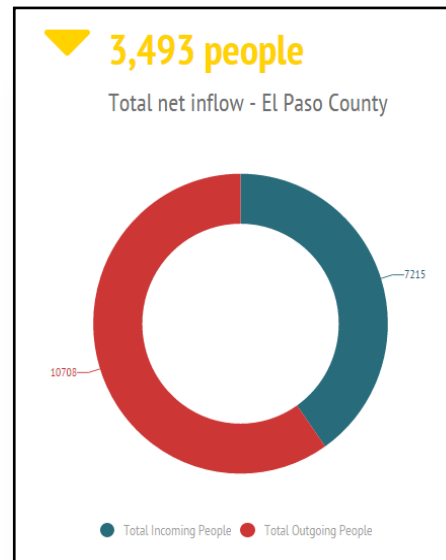
Sources:

2014 American Community Survey and the 2009-2013 American Community Survey 5-Year Estimates, U.S. Census Bureau
2014 U-Haul National Migration Trend Reports.

El Paso County

DMA: El Paso

- No. 23 county for total inflow of people
- No. 17 county for total outflow of people
- No. 40 county for net inflow of people
- No. 6 county for total out-of-state inflow of people
- No. 5 county for total out-of-state outflow of people
- No. 22 county for net out-of-state inflow of people



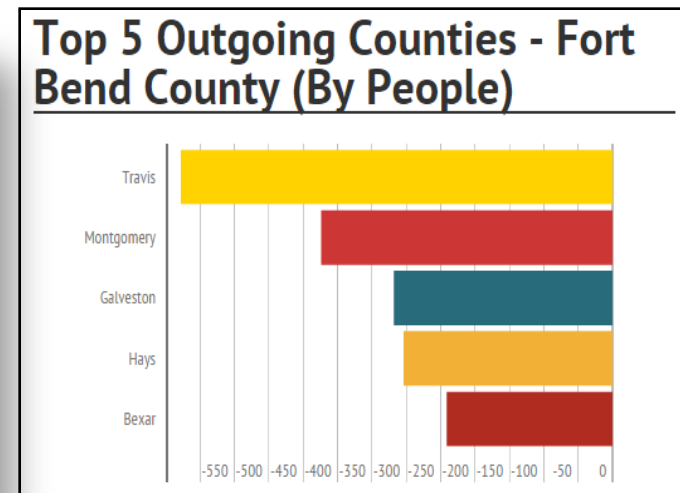
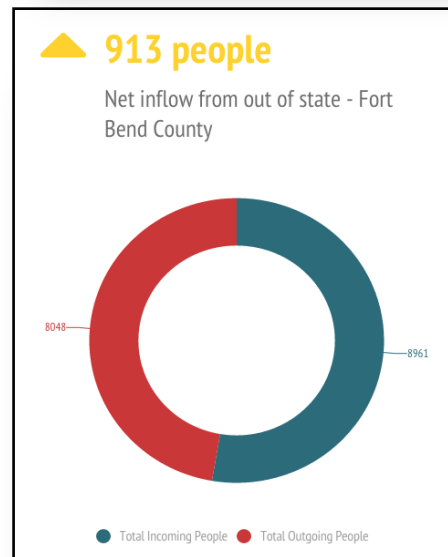
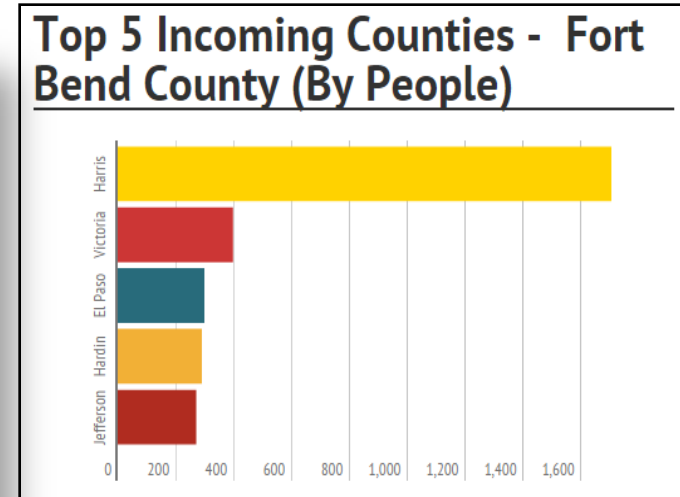
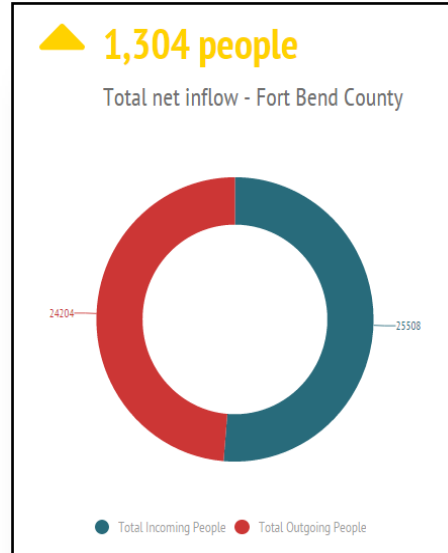
Sources:

2014 American Community Survey and the 2009-2013 American Community Survey 5-Year Estimates, U.S. Census Bureau
2014 U-Haul National Migration Trend Reports.

Fort Bend County

DMA: Fort Bend | Sugar Land

- No. 9 county for total inflow of people
- No. 8 county for total outflow of people
- No. 14 county for net inflow of people
- No. 11 county for total out-of-state inflow of people
- No. 10 county for total out-of-state outflow of people
- No. 18 county for net out-of-state inflow of people



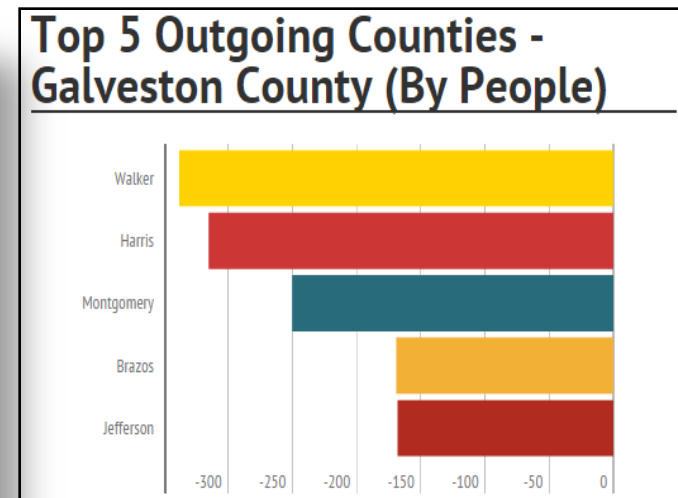
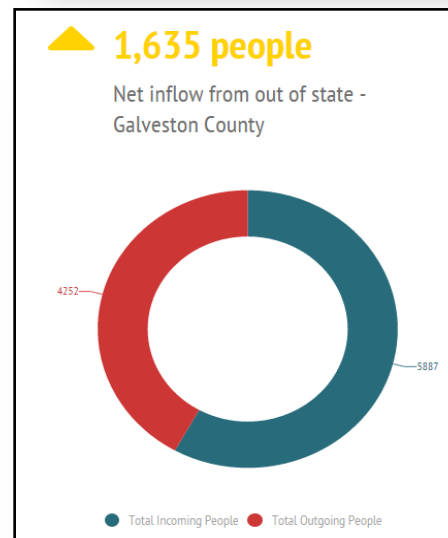
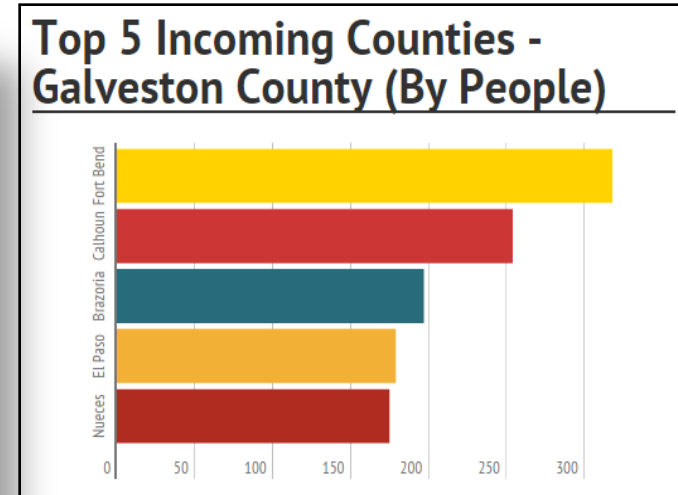
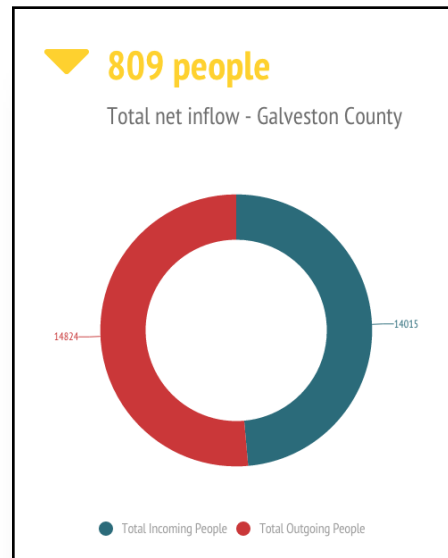
Sources:

2014 American Community Survey and the 2009-2013 American Community Survey 5-Year Estimates, U.S. Census Bureau
2014 U-Haul National Migration Trend Reports.

Galveston County

DMA: Galveston

- No. 14 county for total inflow of people
- No. 10 county for total outflow of people
- No. 33 county for net inflow of people
- No. 17 county for total out-of-state inflow of people
- No. 16 county for total out-of-state outflow of people
- No. 12 county for net out-of-state inflow of people



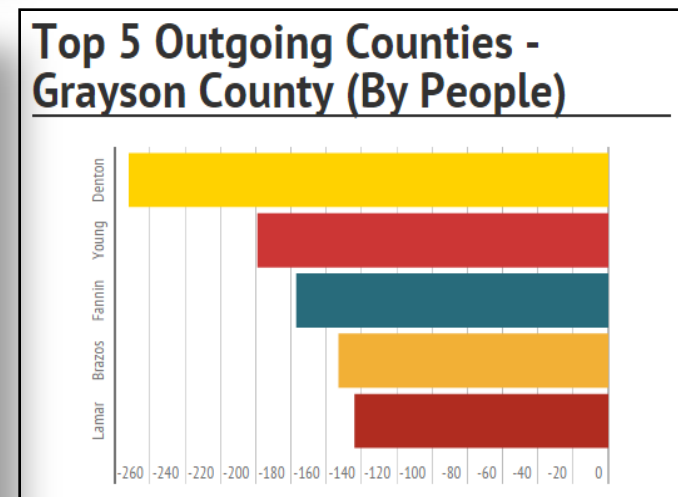
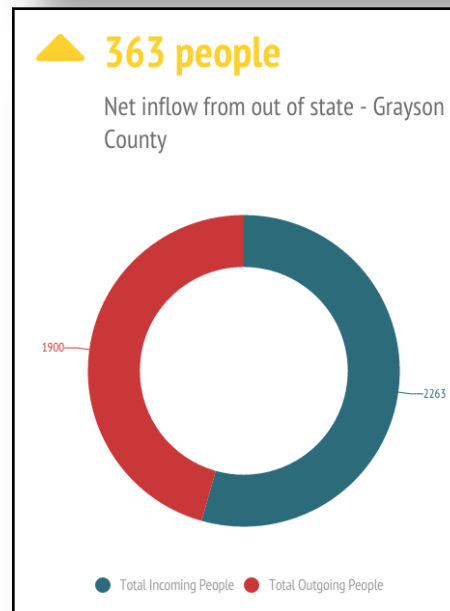
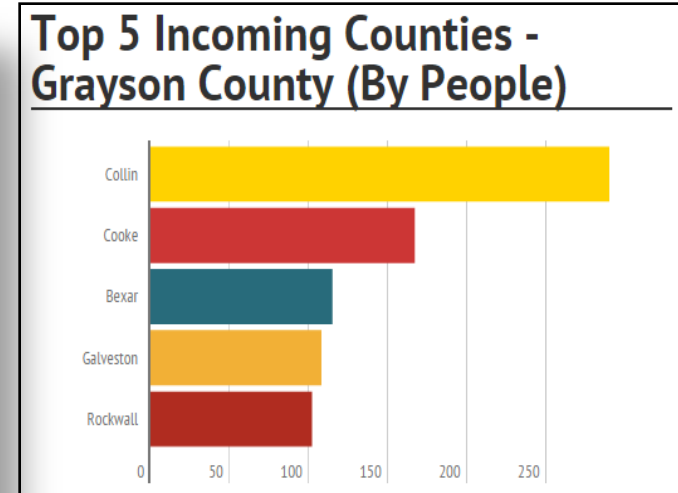
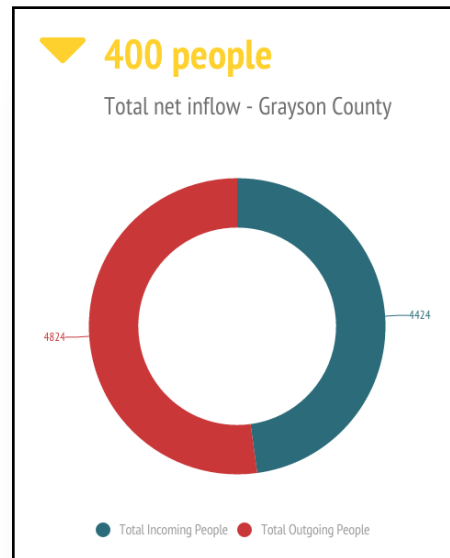
Sources:

2014 American Community Survey and the 2009-2013 American Community Survey 5-Year Estimates, U.S. Census Bureau
2014 U-Haul National Migration Trend Reports.

Grayson County

DMA: Sherman | Denison

- No. 33 county for total inflow of people
- No. 29 county for total outflow of people
- No. 30 county for net inflow of people
- No. 30 county for total out-of-state inflow of people
- No. 29 county for total out-of-state outflow of people
- No. 27 county for net out-of-state inflow of people



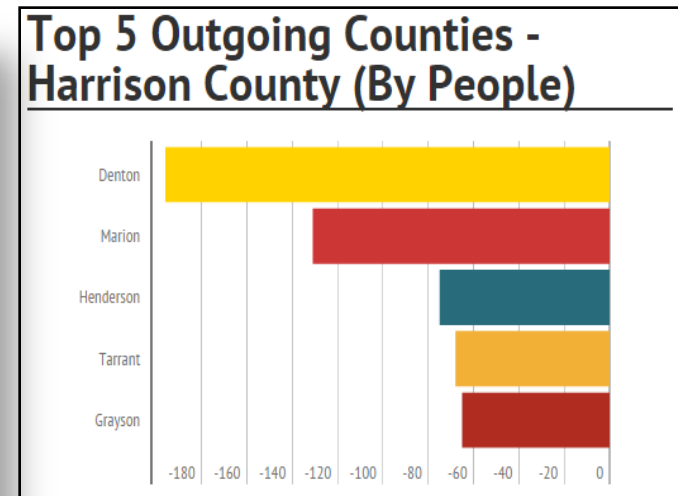
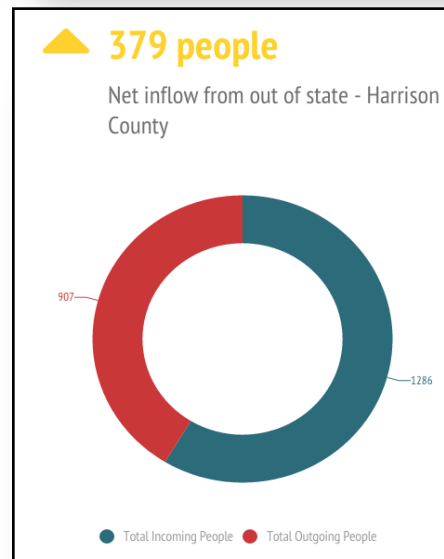
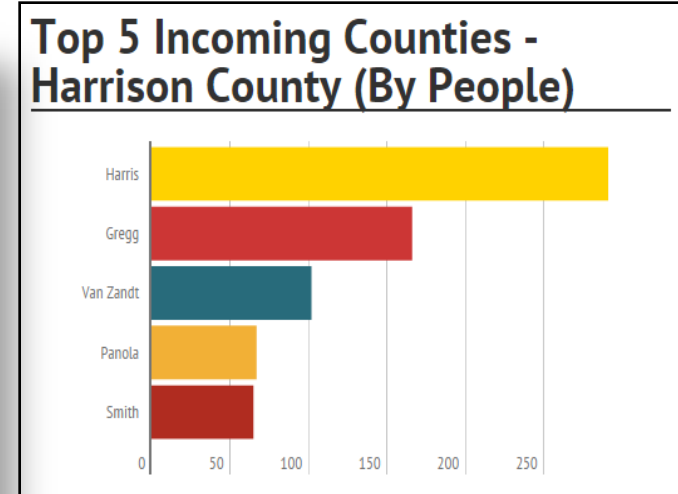
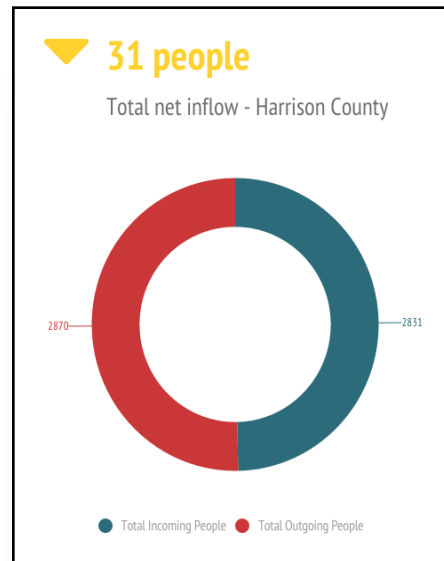
Sources:

2014 American Community Survey and the 2009-2013 American Community Survey 5-Year Estimates, U.S. Census Bureau
2014 U-Haul National Migration Trend Reports.

Harrison County

DMA: Longview | Marshall

- No. 40 county for total inflow of people
- No. 38 county for total outflow of people
- No. 27 county for net inflow of people
- No. 34 county for total out-of-state inflow of people
- No. 35 county for total out-of-state outflow of people
- No. 26 county for net out-of-state inflow of people



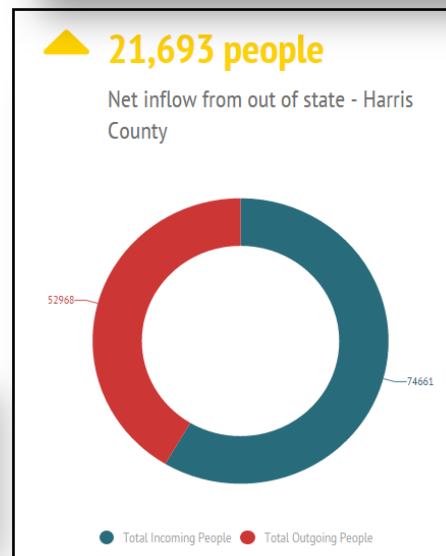
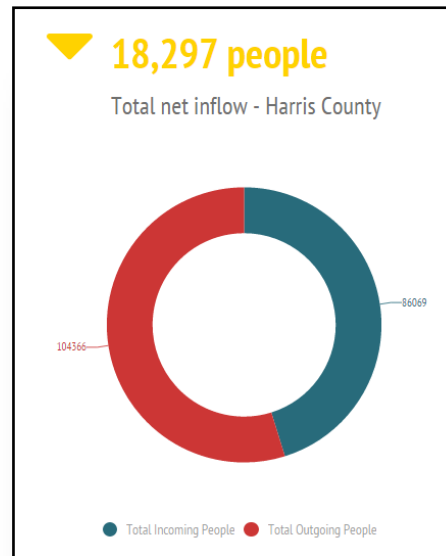
Harris County

DMA: Houston

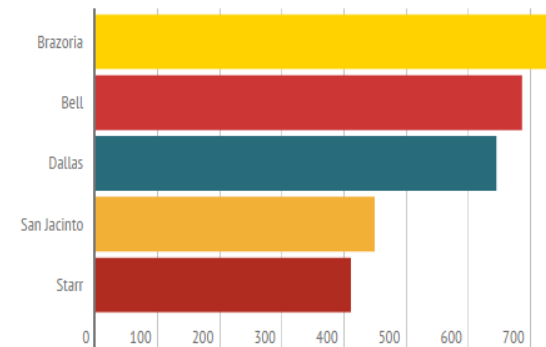
- No. 1 county for total inflow of people
- No. 1 county for total outflow of people
- No. 42 county for net inflow of people
- No. 1 county for total out-of-state inflow of people
- No. 1 county for total out-of-state outflow of people
- No. 1 county for net out-of-state inflow of people



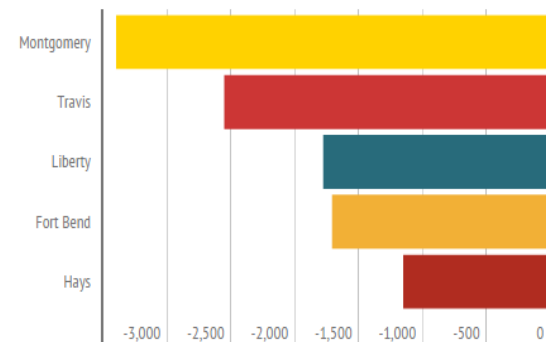
U-Haul ranked Houston the No. 1 destination city in the U.S.



Top 5 Incoming Counties - Harris County (By People)



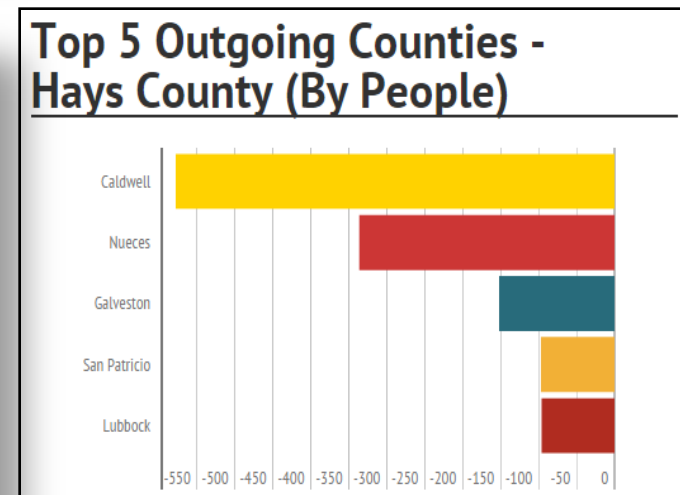
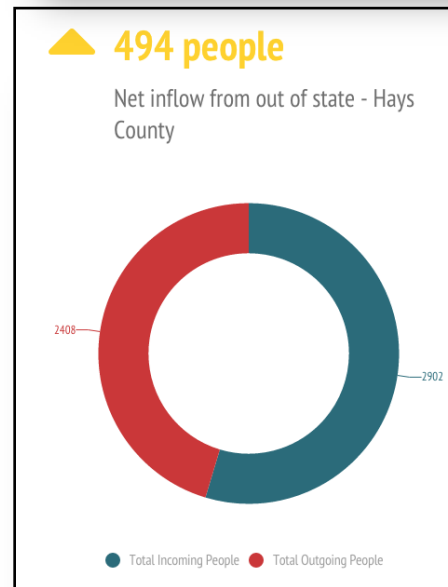
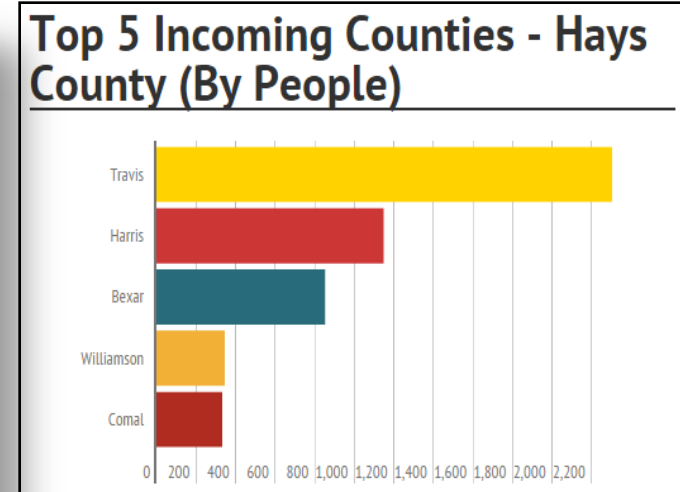
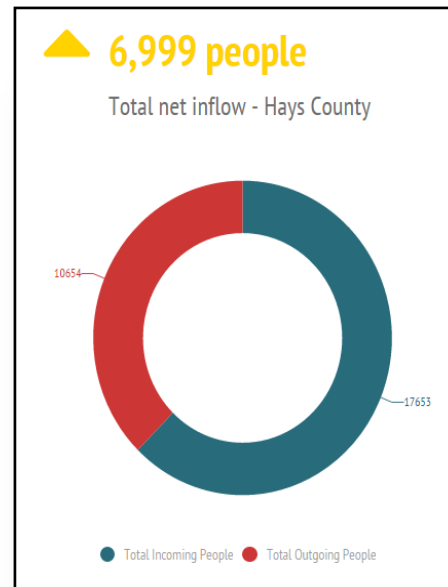
Top 5 Outgoing Counties - Harris County (By People)



Hays County

DMA: San Marcos

- No. 12 county for total inflow of people
- No. 18 county for total outflow of people
- No. 4 county for net inflow of people
- No. 26 county for total out-of-state inflow of people
- No. 25 county for total out-of-state outflow of people
- No. 25 county for net out-of-state inflow of people



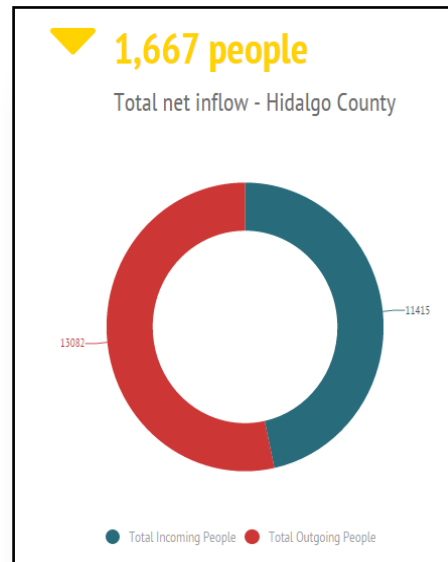
Sources:

2014 American Community Survey and the 2009-2013 American Community Survey 5-Year Estimates, U.S. Census Bureau
2014 U-Haul National Migration Trend Reports.

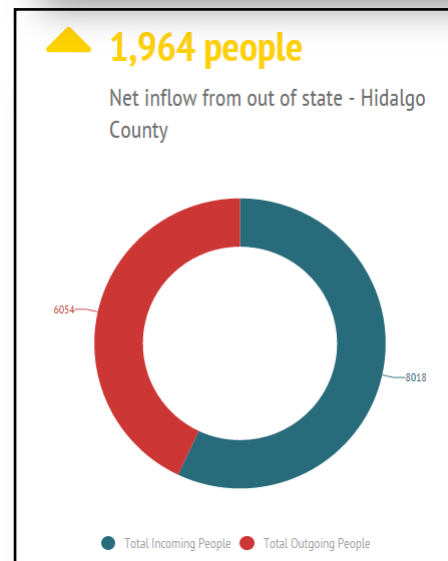
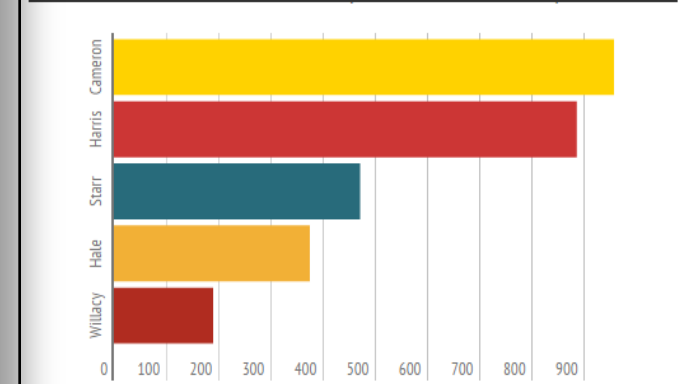
Hidalgo County

DMA: McAllen

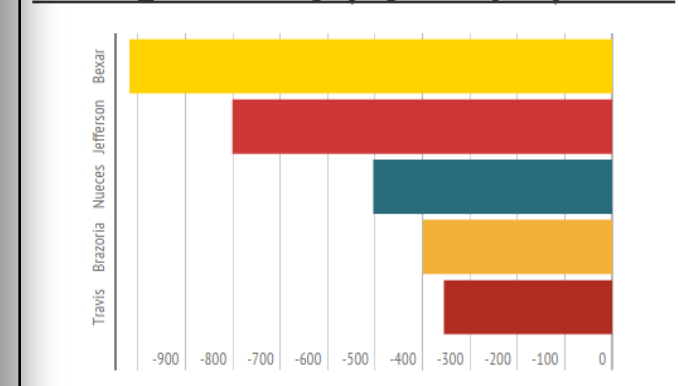
- No. 17 county for total inflow of people
- No. 14 county for total outflow of people
- No. 38 county for net inflow of people
- No. 12 county for total out-of-state inflow of people
- No. 11 county for total out-of-state outflow of people
- No. 11 county for net out-of-state inflow of people



Top 5 Incoming Counties - Hidalgo County (By People)



Top 5 Outgoing Counties - Hidalgo County (By People)



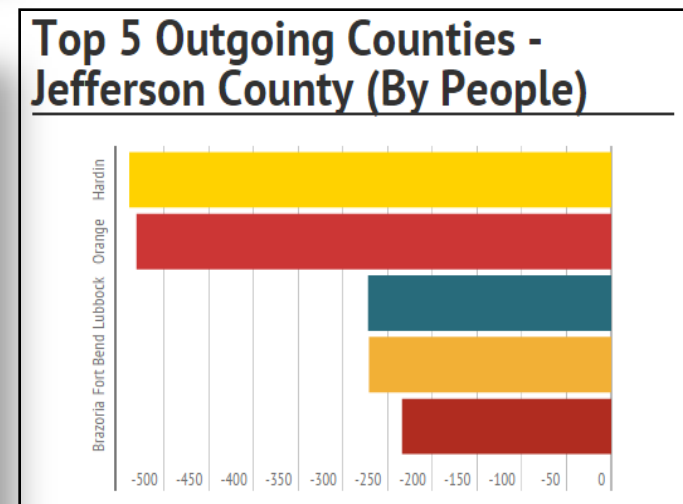
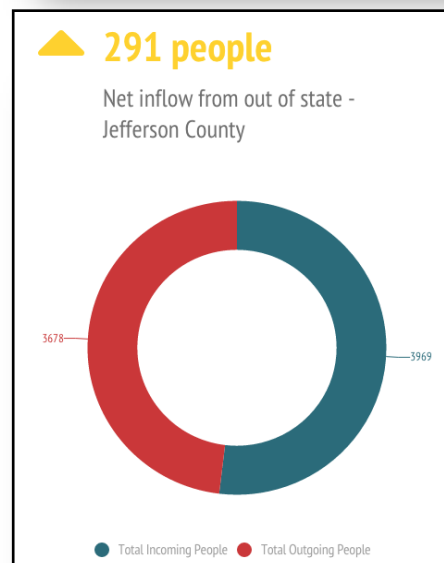
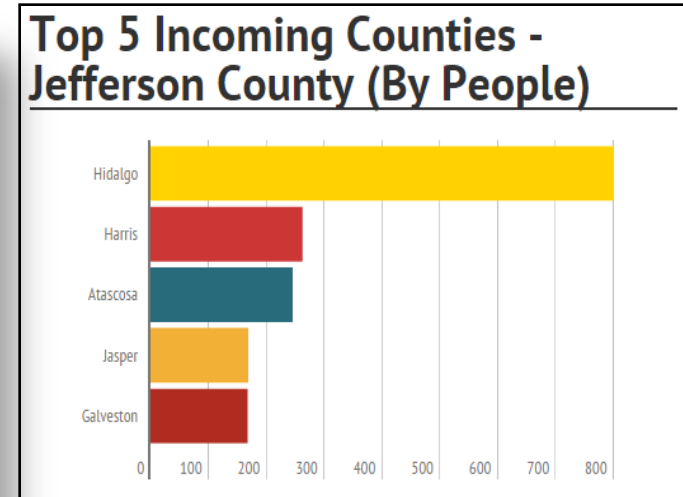
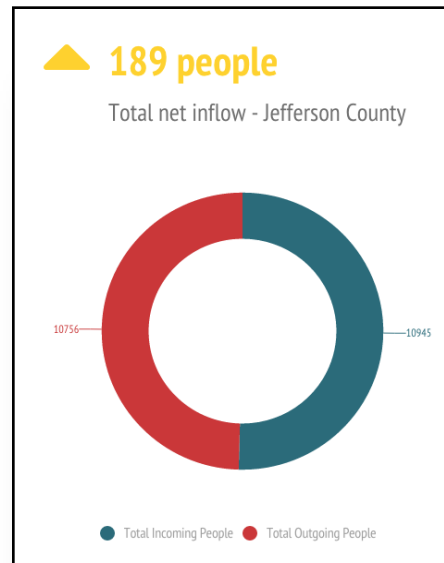
Sources:

2014 American Community Survey and the 2009-2013 American Community Survey 5-Year Estimates, U.S. Census Bureau
2014 U-Haul National Migration Trend Reports.

Jefferson County

DMA: Beaumont | Port Arthur

- No. 18 county for total inflow of people
- No. 16 county for total outflow of people
- No. 24 county for net inflow of people
- No. 22 county for total out-of-state inflow of people
- No. 20 county for total out-of-state outflow of people
- No. 31 county for net out-of-state inflow of people



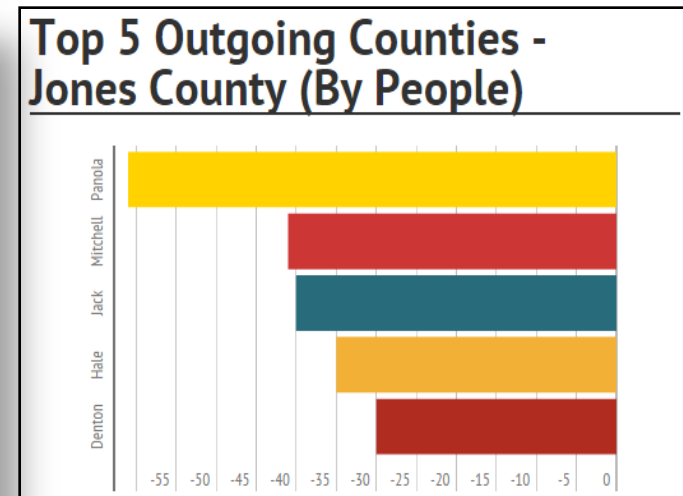
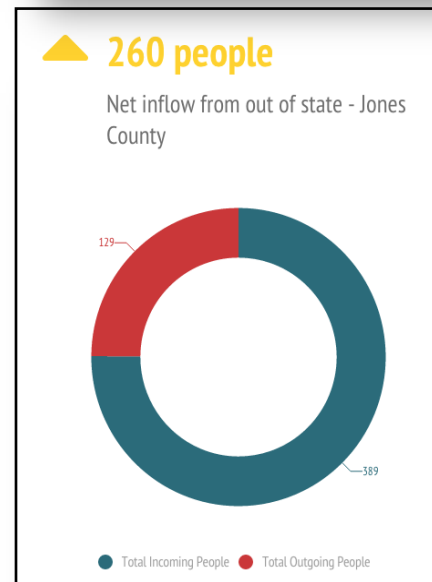
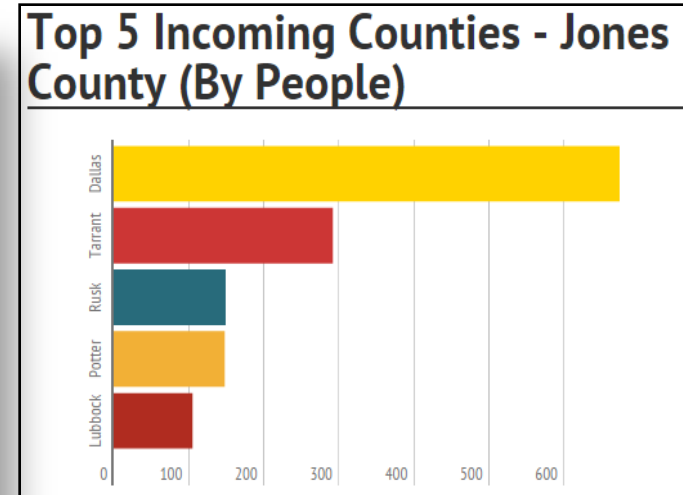
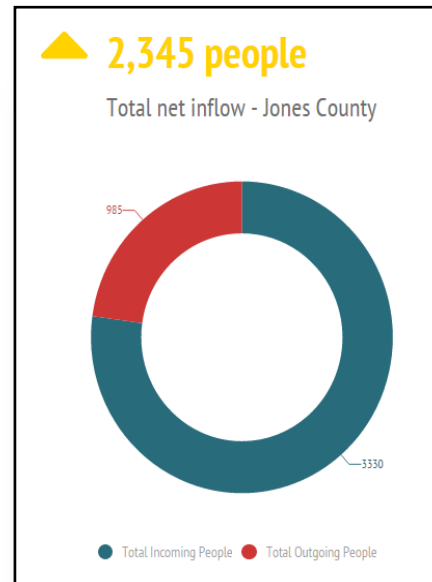
Sources:

2014 American Community Survey and the 2009-2013 American Community Survey 5-Year Estimates, U.S. Census Bureau
2014 U-Haul National Migration Trend Reports.

Jones County

DMA: Abilene

- No. 37 county for total inflow of people
- No. 43 county for total outflow of people
- No. 9 county for net inflow of people
- No. 43 county for total out-of-state inflow of people
- No. 43 county for total out-of-state outflow of people
- No. 35 county for net out-of-state inflow of people



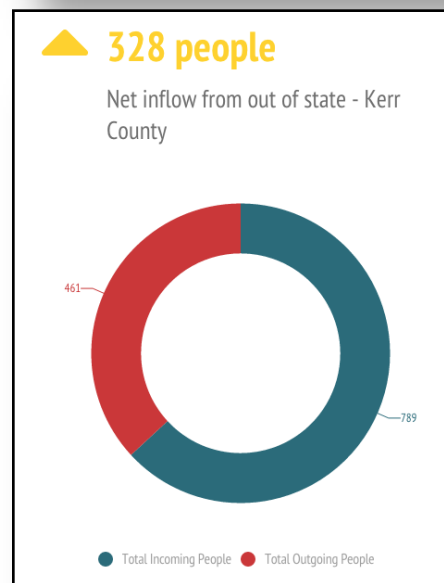
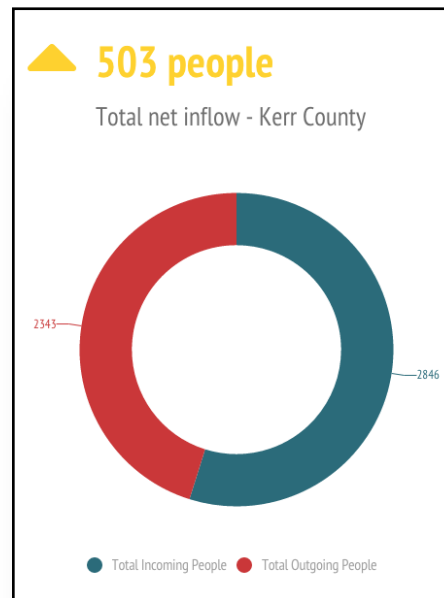
Sources:

2014 American Community Survey and the 2009-2013 American Community Survey 5-Year Estimates, U.S. Census Bureau
2014 U-Haul National Migration Trend Reports.

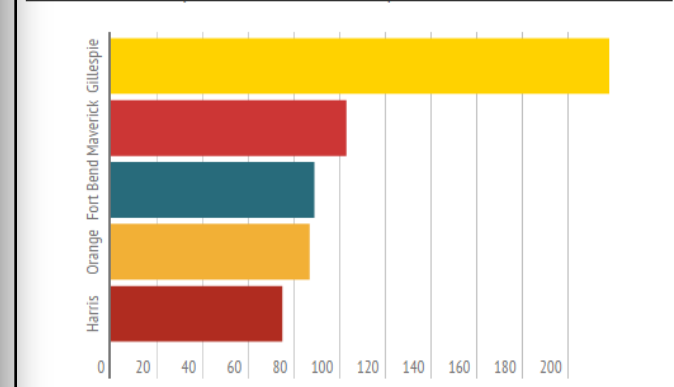
Kerr County

DMA: Kerrville

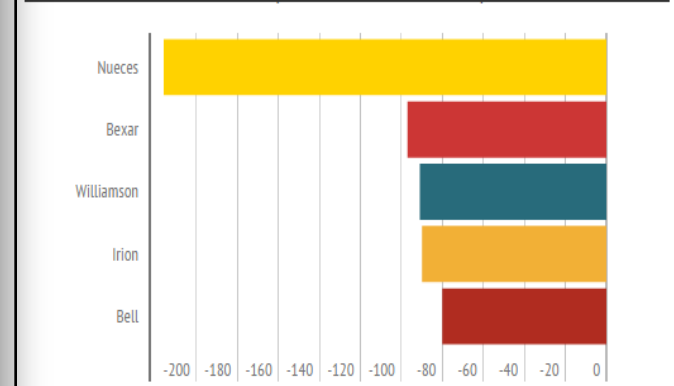
- No. 39 county for total inflow of people
- No. 40 county for total outflow of people
- No. 20 county for net inflow of people
- No. 40 county for total out-of-state inflow of people
- No. 40 county for total out-of-state outflow of people
- No. 29 county for net out-of-state inflow of people



Top 5 Incoming Counties - Kerr County (By People)



Top 5 Outgoing Counties - Kerr County (By People)



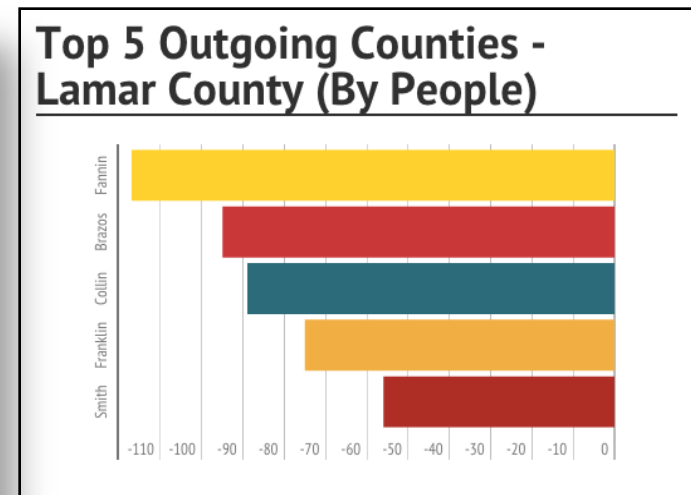
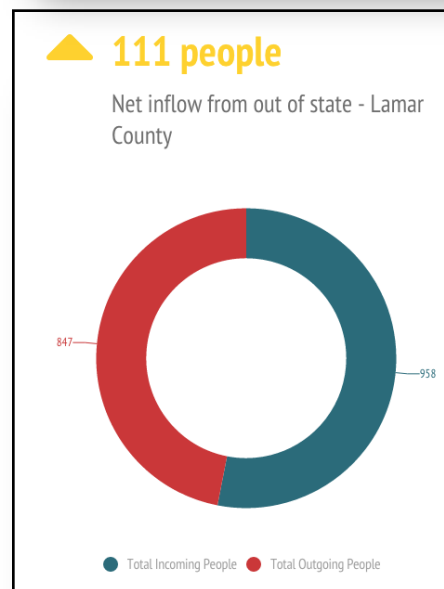
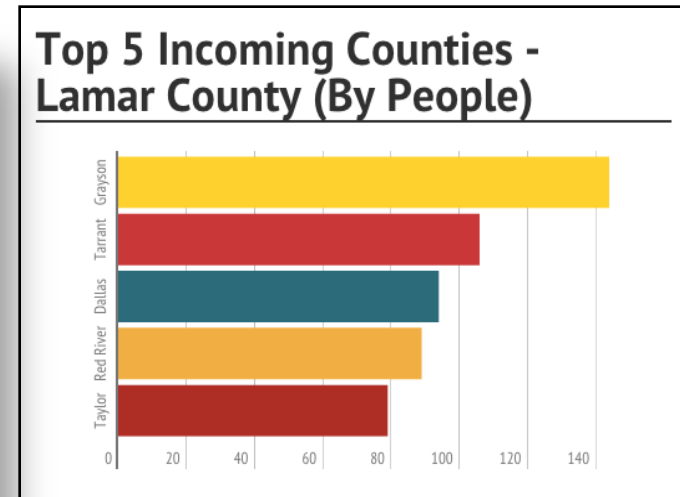
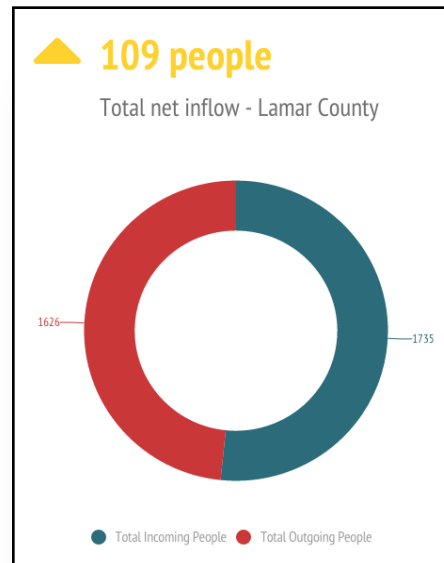
Sources:

2014 American Community Survey and the 2009-2013 American Community Survey 5-Year Estimates, U.S. Census Bureau
2014 U-Haul National Migration Trend Reports.

Lamar County

DMA: Paris

- No. 43 county for total inflow of people
- No. 41 county for total outflow of people
- No. 25 county for net inflow of people
- No. 38 county for total out-of-state inflow of people
- No. 36 county for total out-of-state outflow of people
- No. 38 county for net out-of-state inflow of people



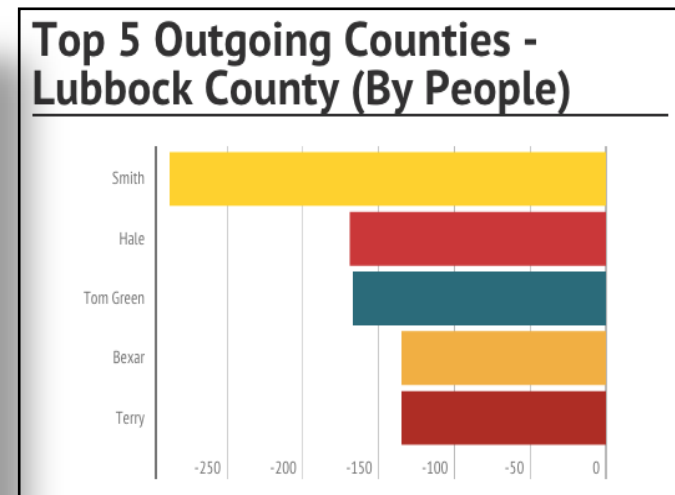
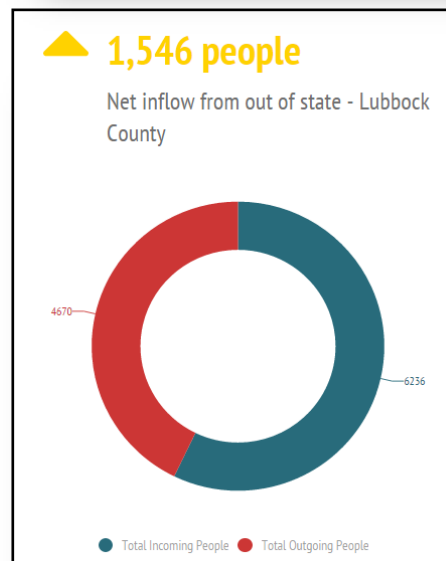
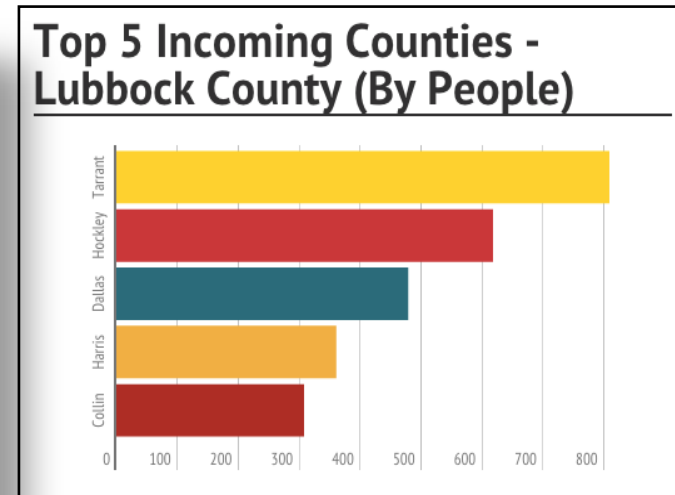
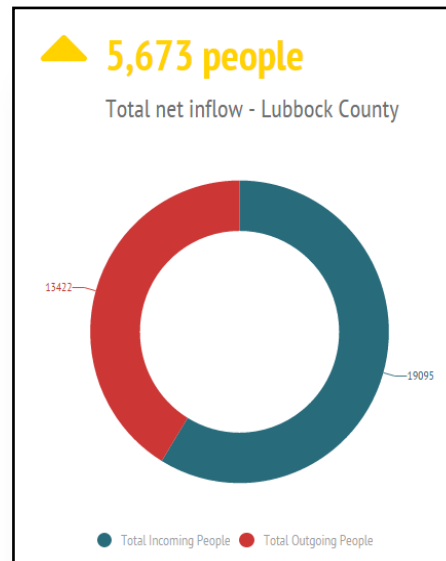
Sources:

2014 American Community Survey and the 2009-2013 American Community Survey 5-Year Estimates, U.S. Census Bureau
2014 U-Haul National Migration Trend Reports.

Lubbock County

DMA: Lubbock

- No. 11 county for total inflow of people
- No. 12 county for total outflow of people
- No. 5 county for net inflow of people
- No. 16 county for total out-of-state inflow of people
- No. 15 county for total out-of-state outflow of people
- No. 14 county for net out-of-state inflow of people



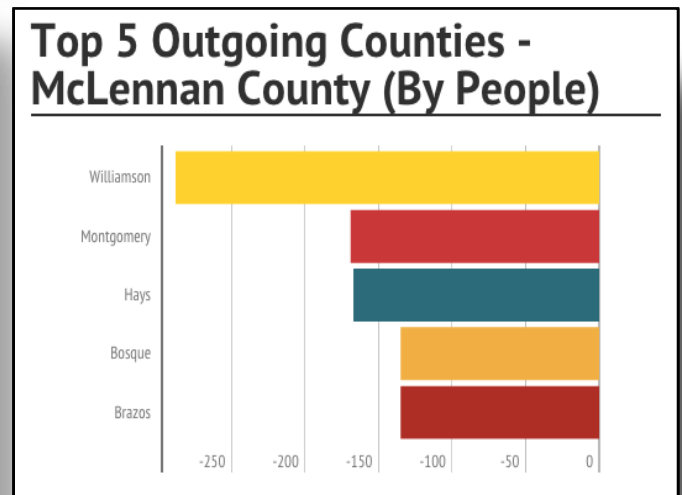
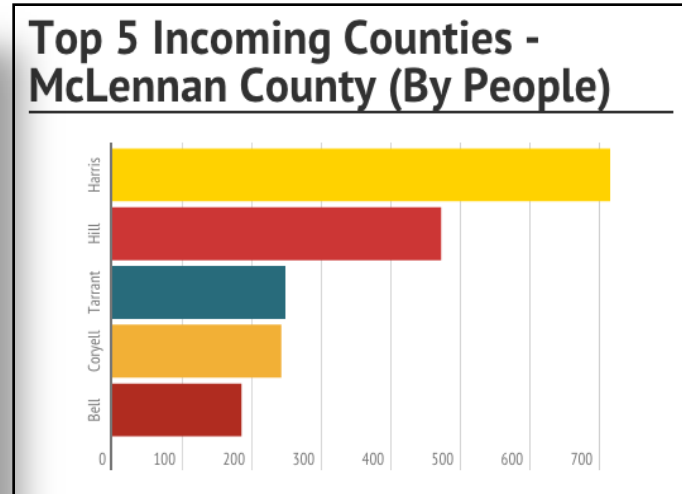
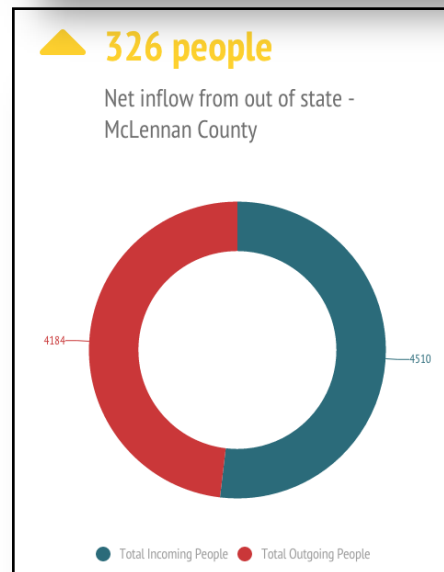
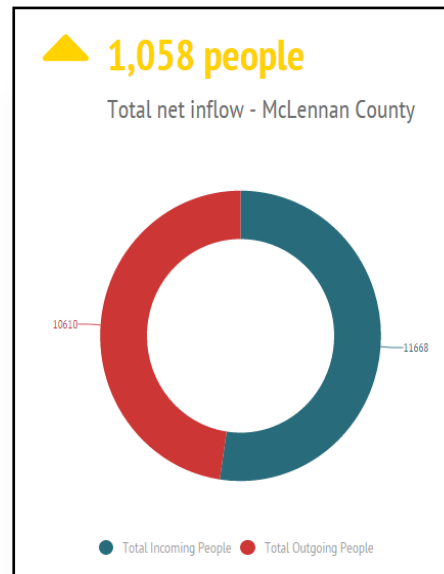
Sources:

2014 American Community Survey and the 2009-2013 American Community Survey 5-Year Estimates, U.S. Census Bureau
2014 U-Haul National Migration Trend Reports.

McLennan County

DMA: Waco

- No. 16 county for total inflow of people
- No. 19 county for total outflow of people
- No. 15 county for net inflow of people
- No. 18 county for total out-of-state inflow of people
- No. 17 county for total out-of-state outflow of people
- No. 30 county for net out-of-state inflow of people



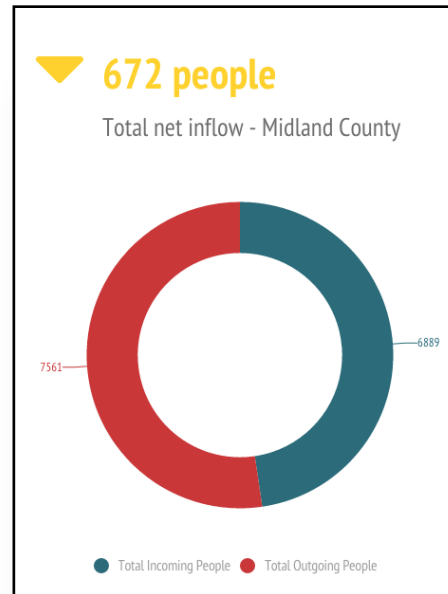
Sources:

2014 American Community Survey and the 2009-2013 American Community Survey 5-Year Estimates, U.S. Census Bureau
2014 U-Haul National Migration Trend Reports.

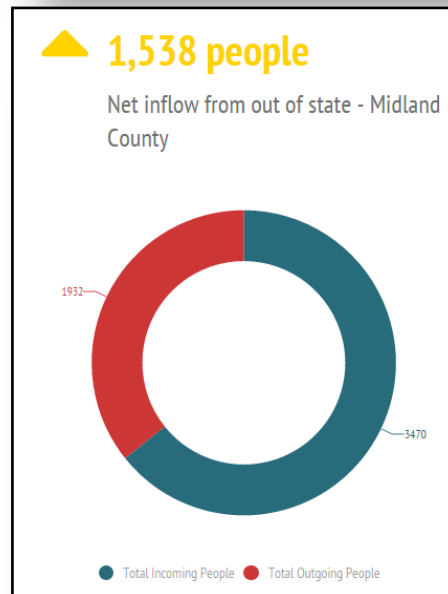
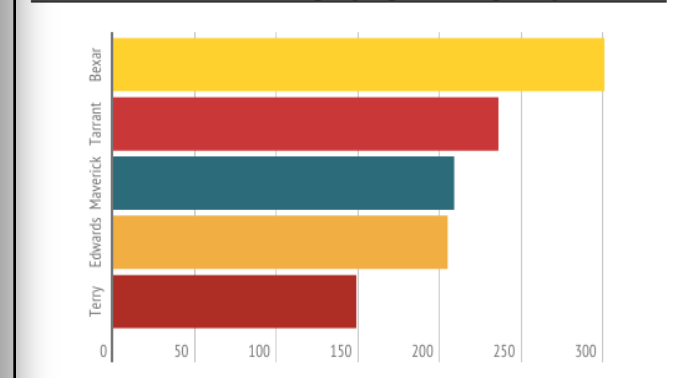
Midland County

DMA: Midland | Odessa

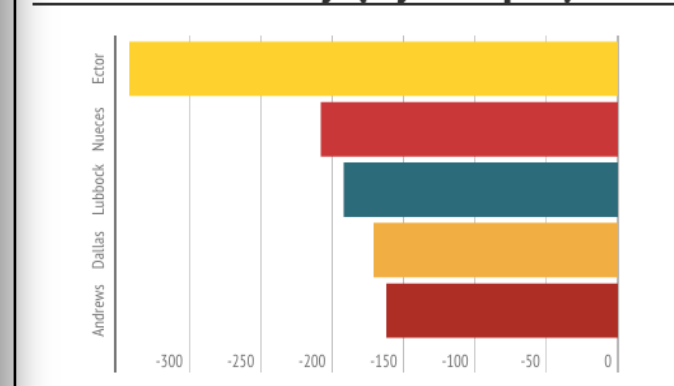
- No. 25 county for total inflow of people
- No. 23 county for total outflow of people
- No. 32 county for net inflow of people
- No. 23 county for total out-of-state inflow of people
- No. 28 county for total out-of-state outflow of people
- No. 15 county for net out-of-state inflow of people



Top 5 Incoming Counties - Midland County (By People)



Top 5 Outgoing Counties - Midland County (By People)



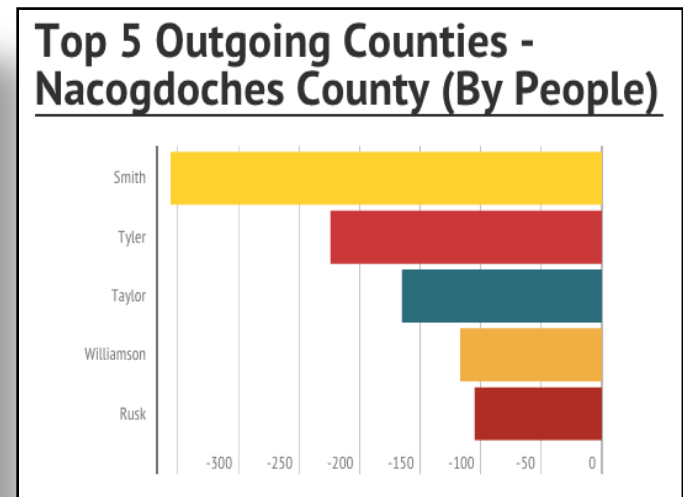
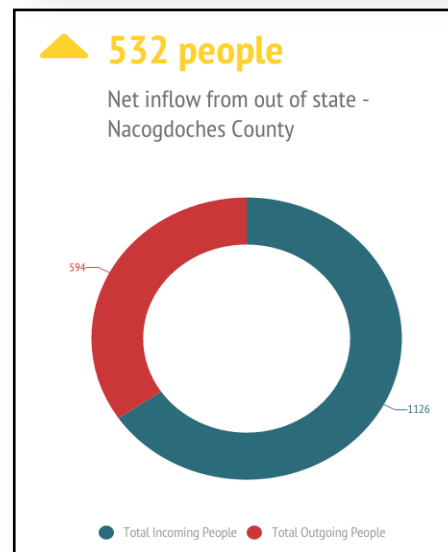
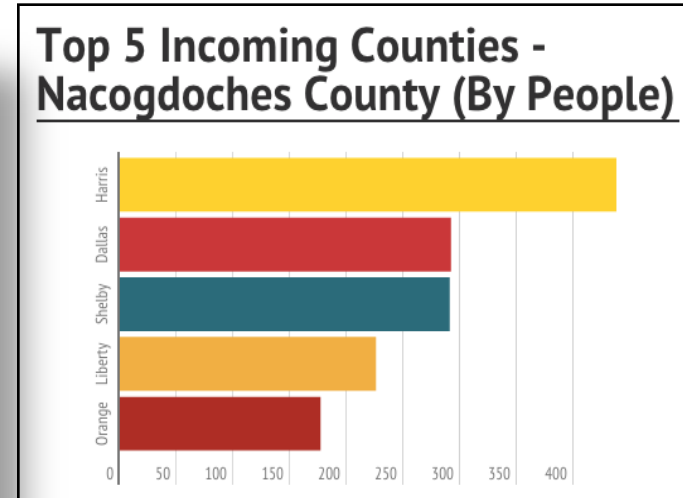
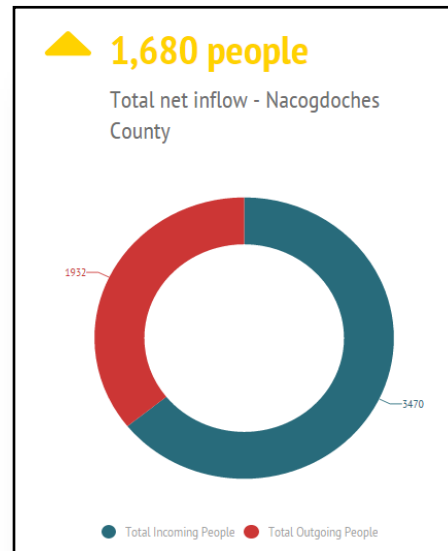
Sources:

2014 American Community Survey and the 2009-2013 American Community Survey 5-Year Estimates, U.S. Census Bureau
2014 U-Haul National Migration Trend Reports.

Nacogdoches County

DMA: Nacogdoches

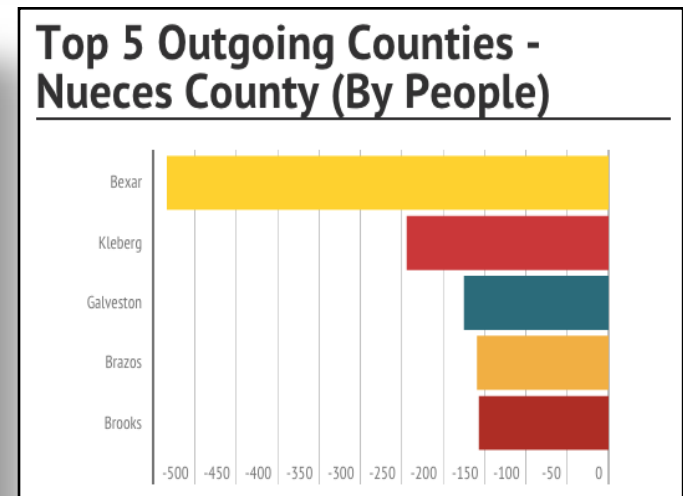
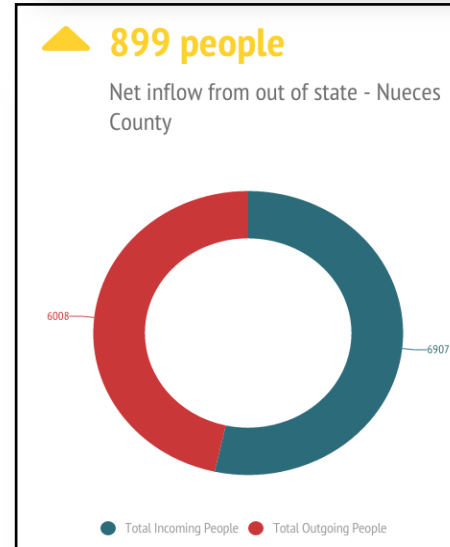
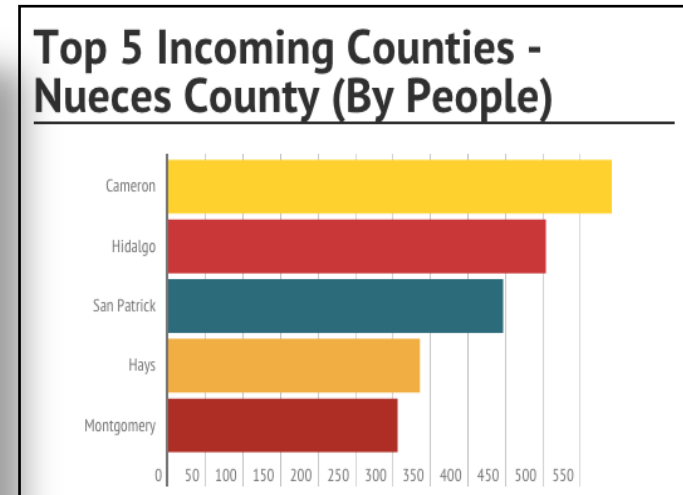
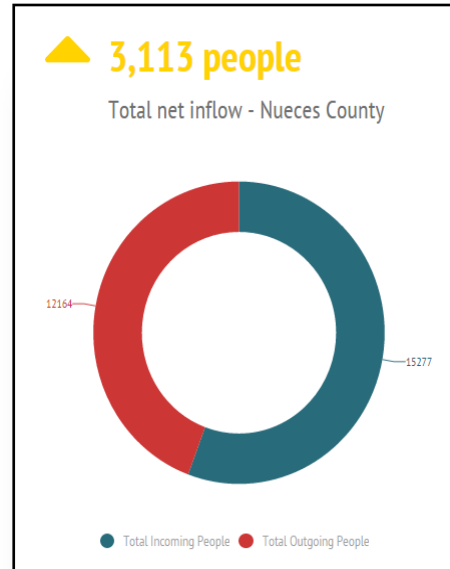
- No. 28 county for total inflow of people
- No. 35 county for total outflow of people
- No. 12 county for net inflow of people
- No. 36 county for total out-of-state inflow of people
- No. 38 county for total out-of-state outflow of people
- No. 24 county for net out-of-state inflow of people



Nueces County

DMA: Corpus Christi

- No. 13 county for total inflow of people
- No. 15 county for total outflow of people
- No. 6 county for net inflow of people
- No. 14 county for total out-of-state inflow of people
- No. 13 county for total out-of-state outflow of people
- No. 20 county for net out-of-state inflow of people



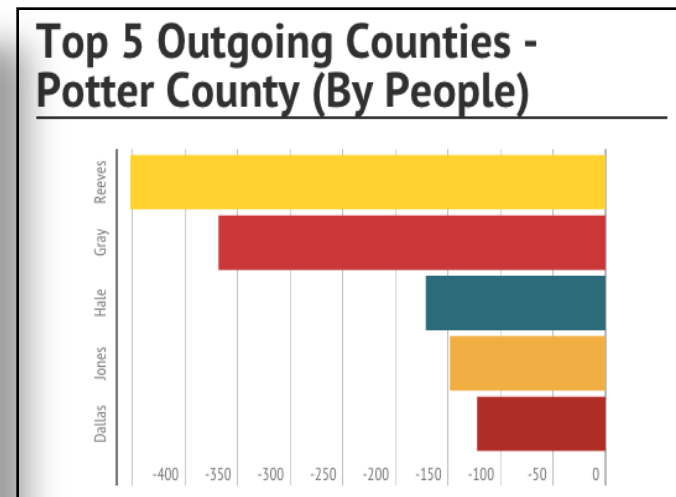
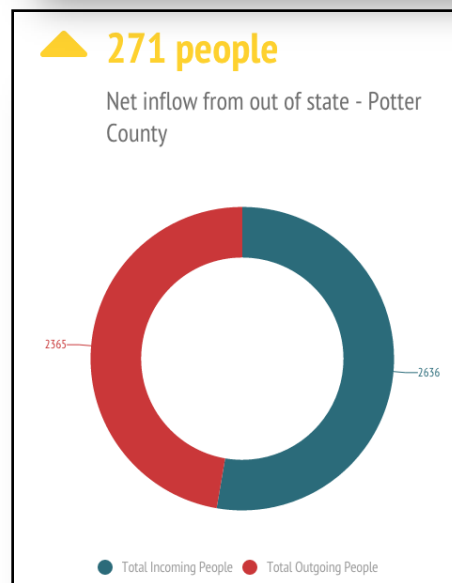
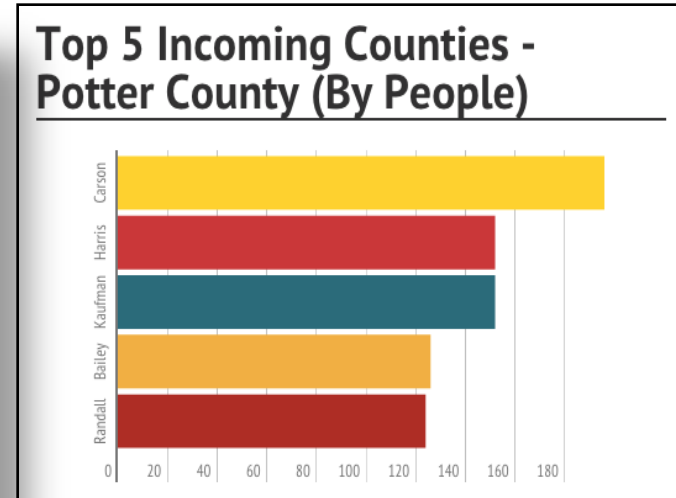
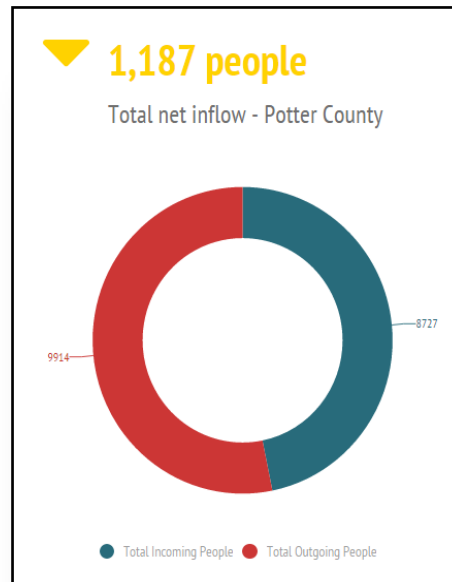
Sources:

2014 American Community Survey and the 2009-2013 American Community Survey 5-Year Estimates, U.S. Census Bureau
2014 U-Haul National Migration Trend Reports.

Potter County

DMA: Amarillo

- No. 20 county for total inflow of people
- No. 20 county for total outflow of people
- No. 35 county for net inflow of people
- No. 28 county for total out-of-state inflow of people
- No. 26 county for total out-of-state outflow of people
- No. 33 county for net out-of-state inflow of people



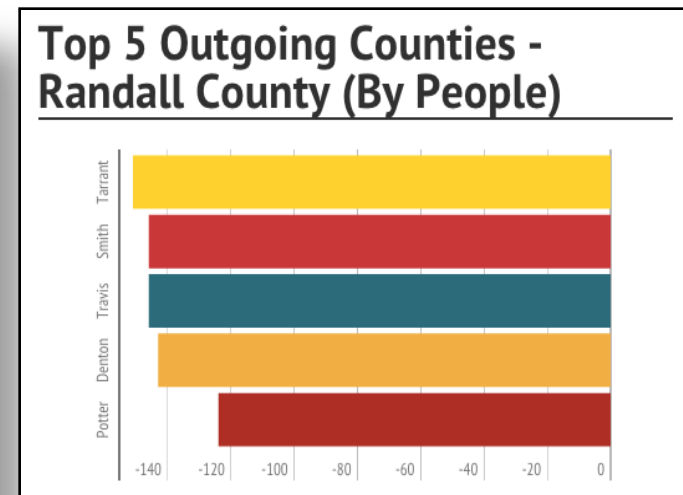
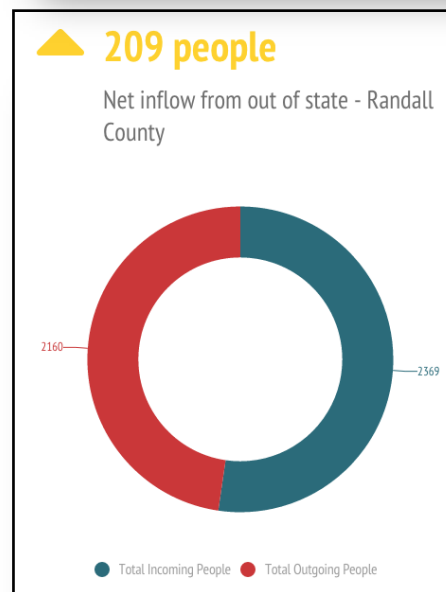
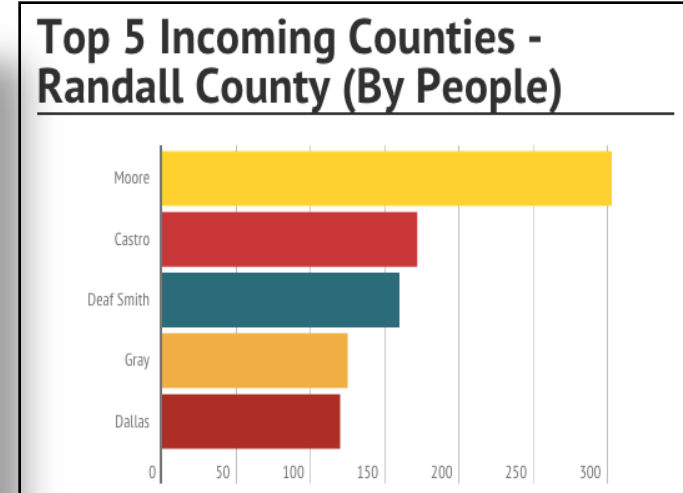
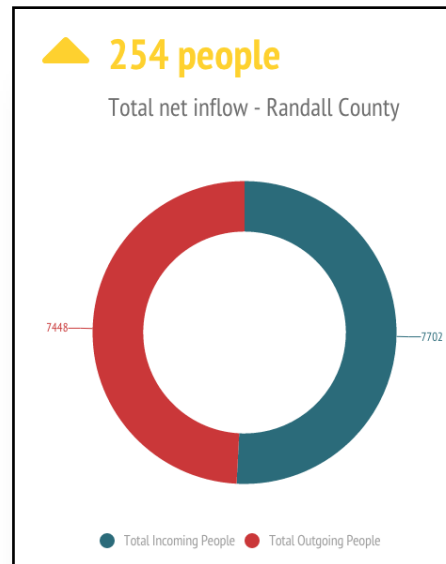
Sources:

2014 American Community Survey and the 2009-2013 American Community Survey 5-Year Estimates, U.S. Census Bureau
2014 U-Haul National Migration Trend Reports.

Randall County

DMA: Amarillo

- No. 21 county for total inflow of people
- No. 24 county for total outflow of people
- No. 22 county for net inflow of people
- No. 29 county for total out-of-state inflow of people
- No. 27 county for total out-of-state outflow of people
- No. 36 county for net out-of-state inflow of people



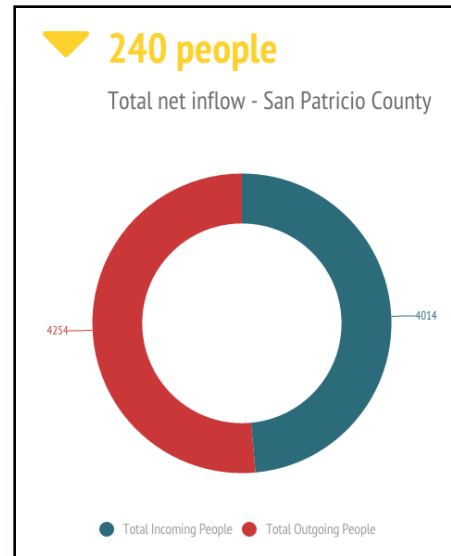
Sources:

2014 American Community Survey and the 2009-2013 American Community Survey 5-Year Estimates, U.S. Census Bureau
2014 U-Haul National Migration Trend Reports.

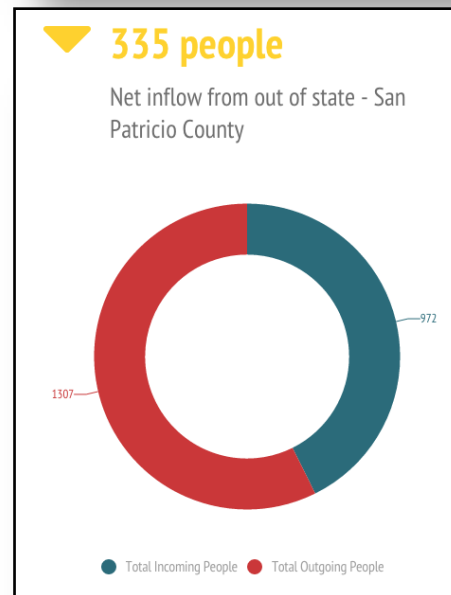
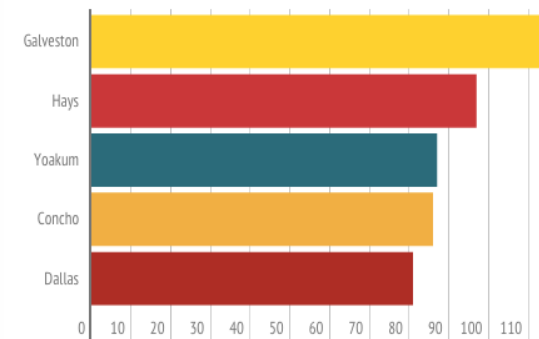
San Patricio County

DMA: Corpus Christi

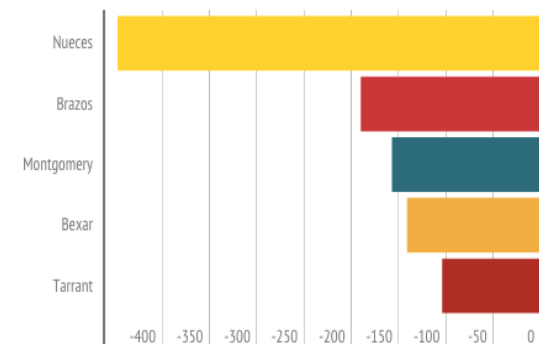
- No. 34 county for total inflow of people
- No. 34 county for total outflow of people
- No. 28 county for net inflow of people
- No. 37 county for total out-of-state inflow of people
- No. 33 county for total out-of-state outflow of people
- No. 41 county for net out-of-state inflow of people



Top 5 Incoming Counties - San Patricio County (By People)



Top 5 Outgoing Counties - San Patricio County (By People)



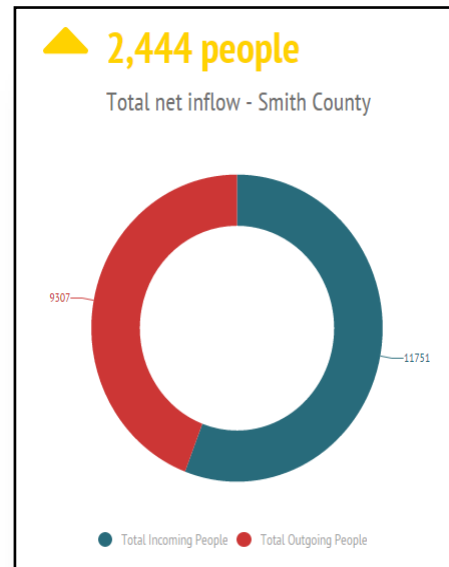
Sources:

2014 American Community Survey and the 2009-2013 American Community Survey 5-Year Estimates, U.S. Census Bureau
2014 U-Haul National Migration Trend Reports.

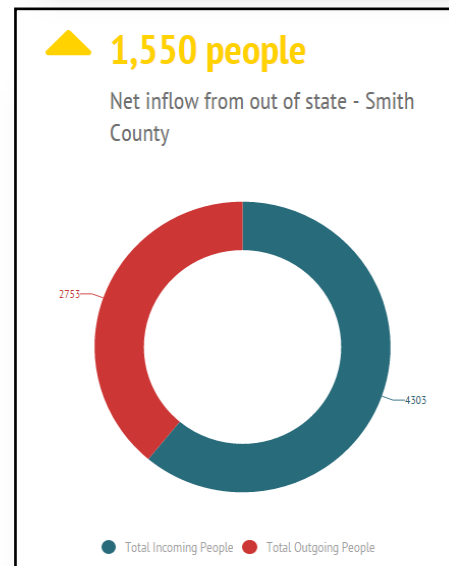
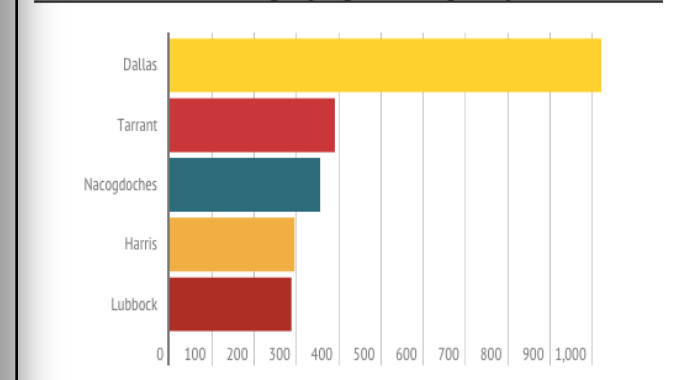
Smith County

DMA: Tyler

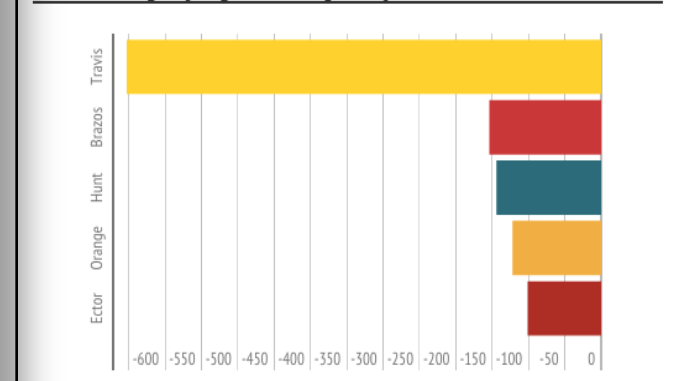
- No. 15 county for total inflow of people
- No. 21 county for total outflow of people
- No. 8 county for net inflow of people
- No. 20 county for total out-of-state inflow of people
- No. 24 county for total out-of-state outflow of people
- No. 13 county for net out-of-state inflow of people



Top 5 Incoming Counties - Smith County (By People)



Top 5 Outgoing Counties - Smith County (By People)



Sources:

2014 American Community Survey and the 2009-2013 American Community Survey 5-Year Estimates, U.S. Census Bureau
2014 U-Haul National Migration Trend Reports.

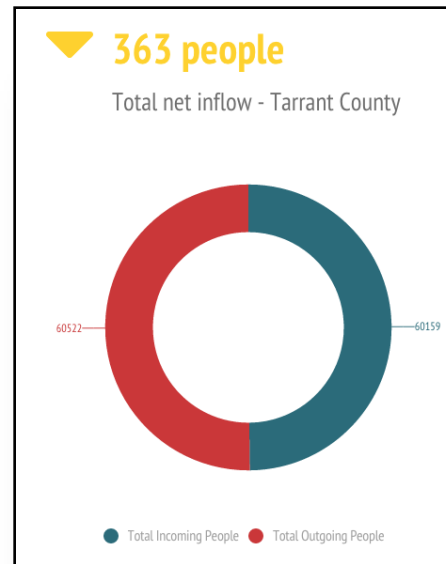
Tarrant County

DMA: Arlington | Fort Worth

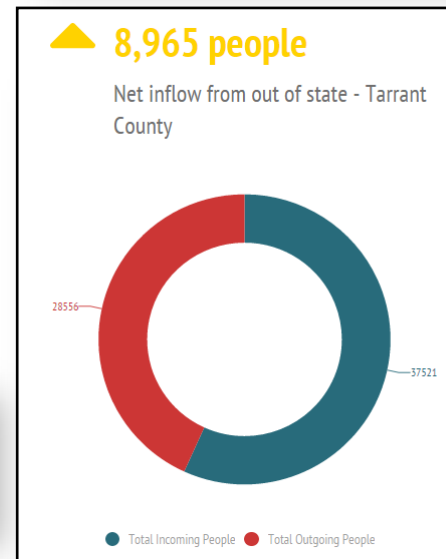
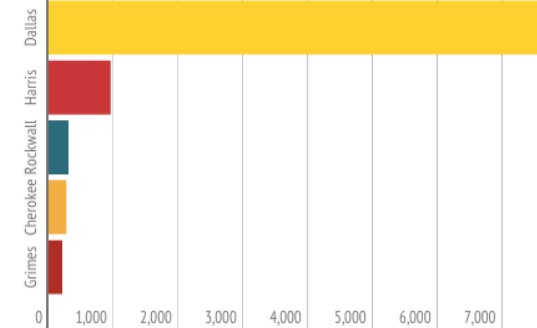
- No. 3 county for total inflow of people
- No. 3 county for total outflow of people
- No. 29 county for net inflow of people
- No. 4 county for total out-of-state inflow of people
- No. 4 county for total out-of-state outflow of people
- No. 4 county for net out-of-state inflow of people

★ Fort Worth

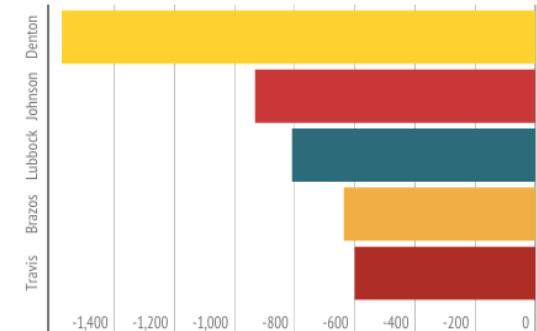
U-Haul ranked Fort Worth the No. 23 destination city in the U.S.



Top 5 Incoming Counties - Tarrant County (By People)



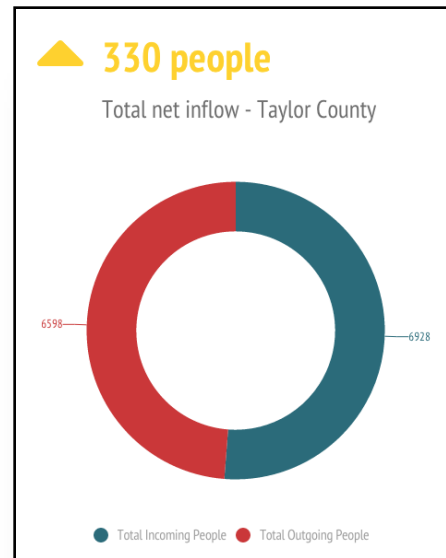
Top 5 Outgoing Counties - Tarrant County (By People)



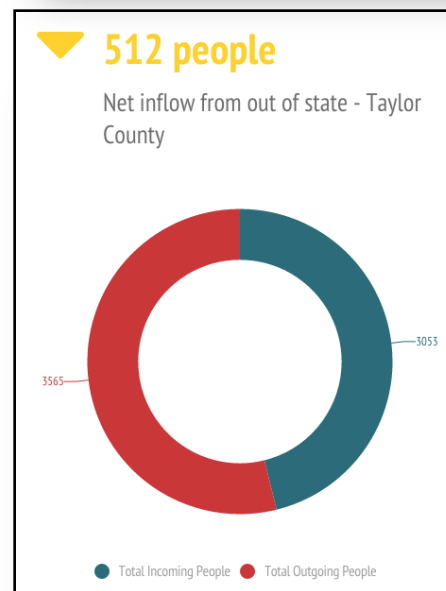
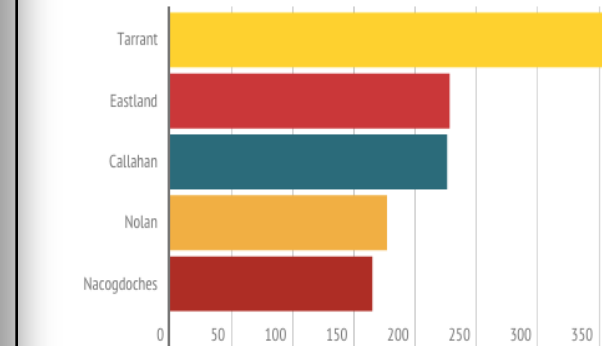
Taylor County

DMA: Abilene

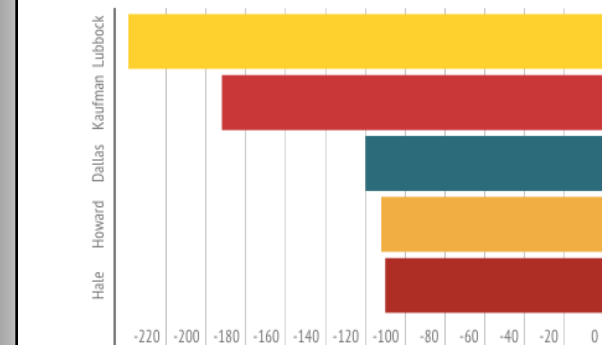
- No. 24 county for total inflow of people
- No. 25 county for total outflow of people
- No. 21 county for net inflow of people
- No. 25 county for total out-of-state inflow of people
- No. 22 county for total out-of-state outflow of people
- No. 42 county for net out-of-state inflow of people



Top 5 Incoming Counties - Taylor County (By People)



Top 5 Outgoing Counties - Taylor County (By People)



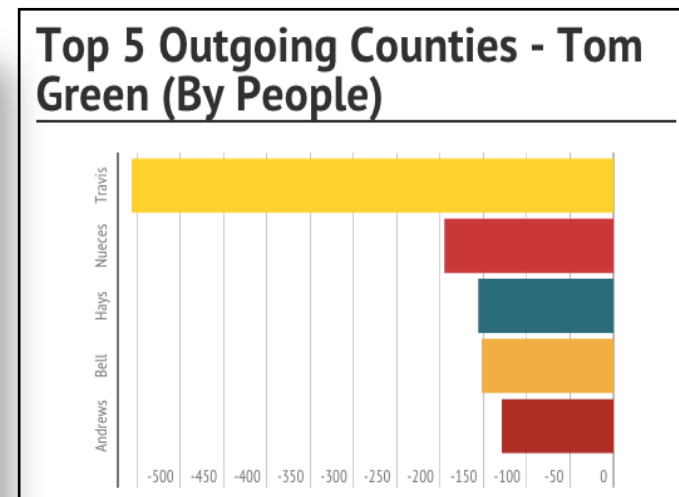
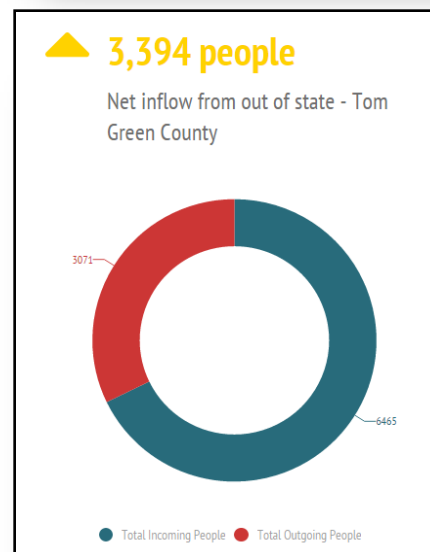
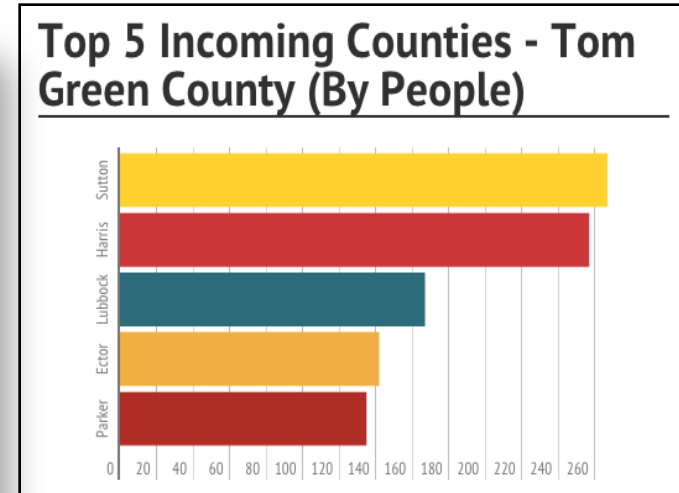
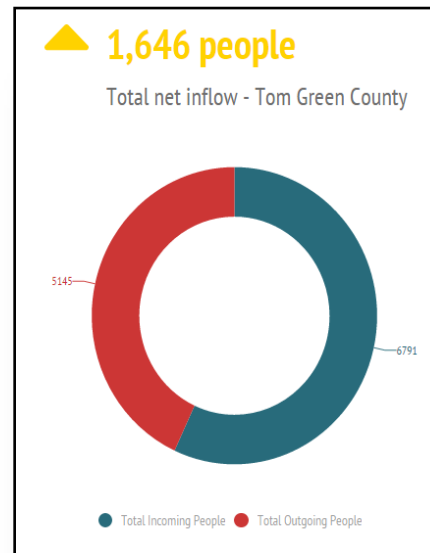
Sources:

2014 American Community Survey and the 2009-2013 American Community Survey 5-Year Estimates, U.S. Census Bureau
2014 U-Haul National Migration Trend Reports.

Tom Green County

DMA: San Angelo

- No. 26 county for total inflow of people
- No. 28 county for total outflow of people
- No. 13 county for net inflow of people
- No. 15 county for total out-of-state inflow of people
- No. 23 county for total out-of-state outflow of people
- No. 9 county for net out-of-state inflow of people



Sources:

2014 American Community Survey and the 2009-2013 American Community Survey 5-Year Estimates, U.S. Census Bureau
2014 U-Haul National Migration Trend Reports.

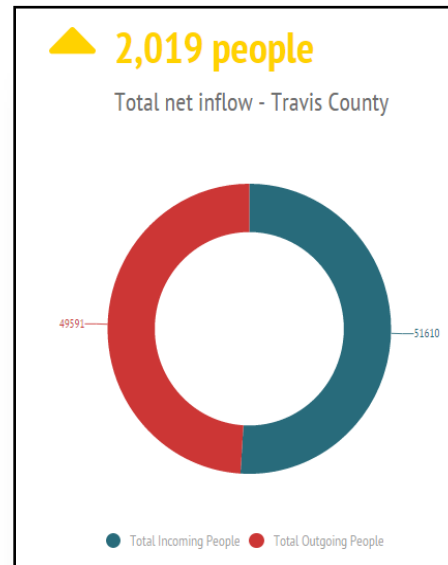
Travis County

DMA: Austin

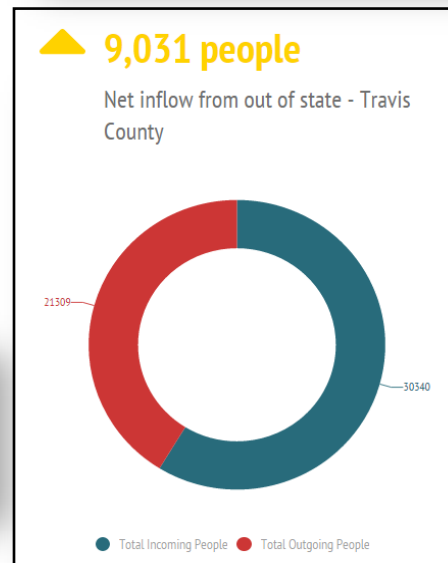
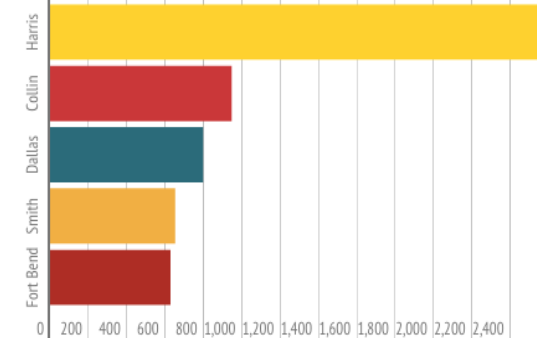
- No. 4 county for total inflow of people
- No. 4 county for total outflow of people
- No. 10 county for net inflow of people
- No. 5 county for total out-of-state inflow of people
- No. 6 county for total out-of-state outflow of people
- No. 3 county for net out-of-state inflow of people



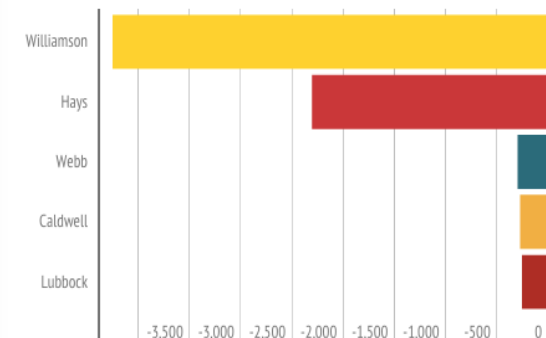
U-Haul ranked Austin the No. 7 destination city in the U.S.



Top 5 Incoming Counties - Travis County (By People)



Top 5 Outgoing Counties - Travis (By People)



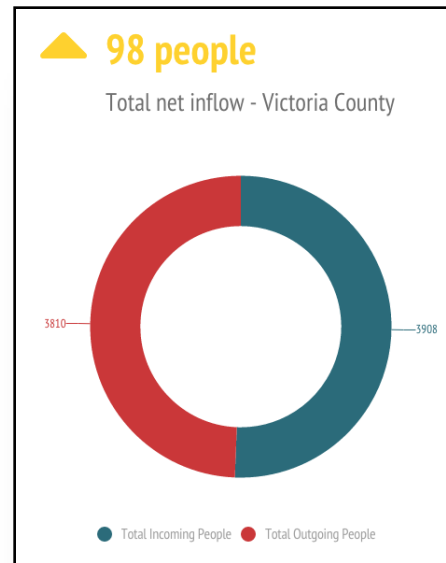
Sources:

2014 American Community Survey and the 2009-2013 American Community Survey 5-Year Estimates, U.S. Census Bureau
2014 U-Haul National Migration Trend Reports.

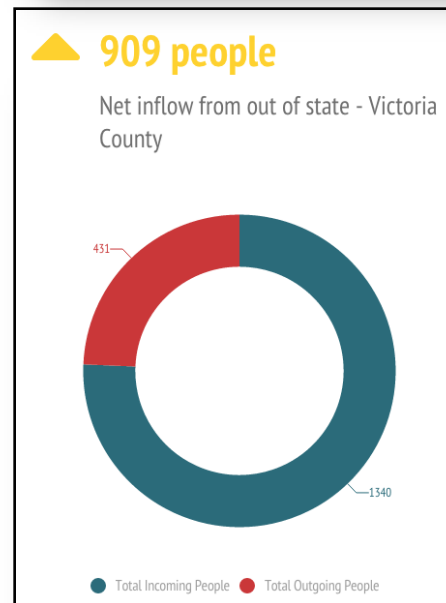
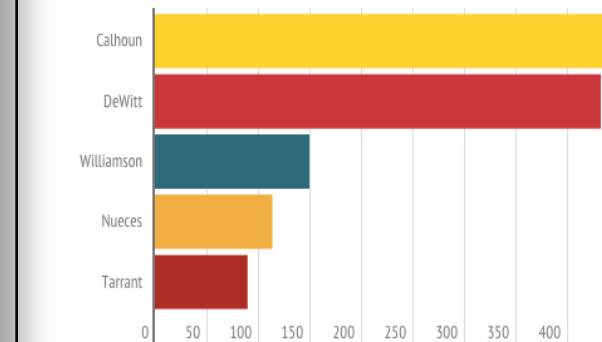
Victoria County

DMA: Victoria

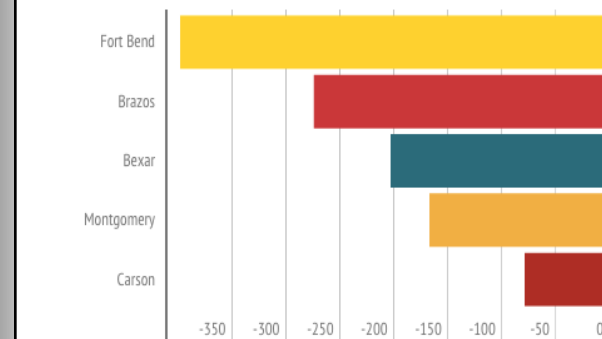
- No. 36 county for total inflow of people
- No. 36 county for total outflow of people
- No. 26 county for net inflow of people
- No. 33 county for total out-of-state inflow of people
- No. 41 county for total out-of-state outflow of people
- No. 19 county for net out-of-state inflow of people



Top 5 Incoming Counties - Victoria County (By People)



Top 5 Outgoing Counties - Victoria (By People)



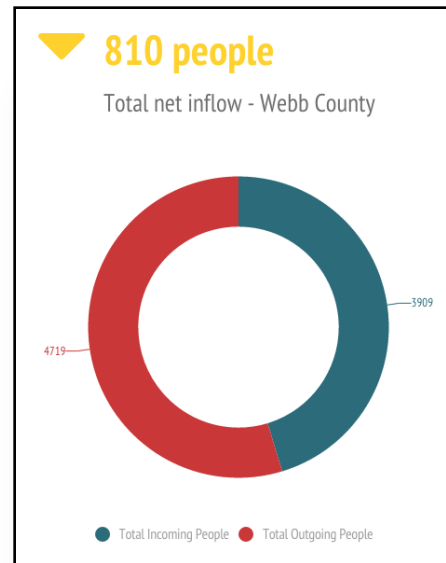
Sources:

2014 American Community Survey and the 2009-2013 American Community Survey 5-Year Estimates, U.S. Census Bureau
2014 U-Haul National Migration Trend Reports.

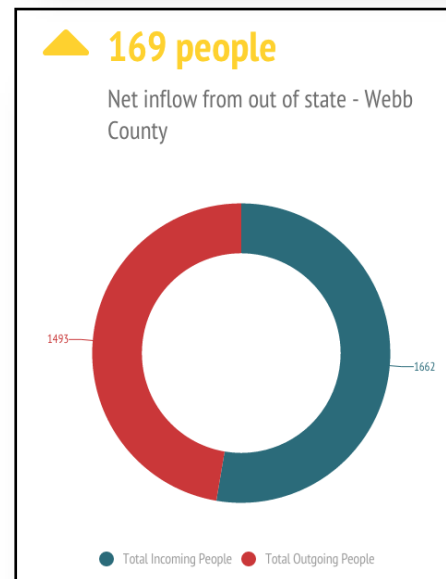
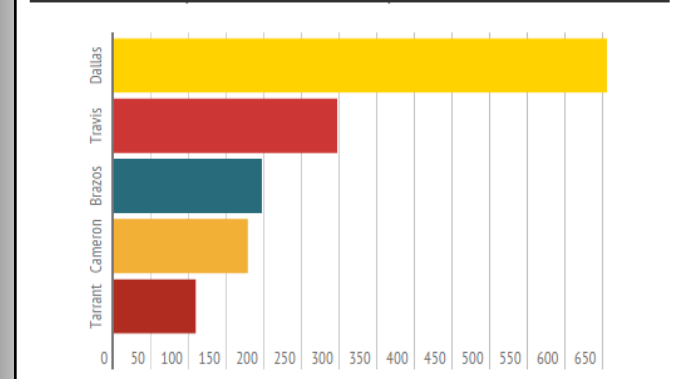
Webb County

DMA: Laredo

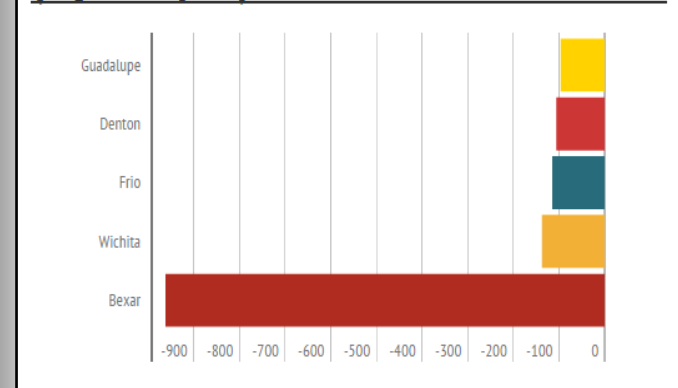
- No. 35 county for total inflow of people
- No. 31 county for total outflow of people
- No. 34 county for net inflow of people
- No. 32 county for total out-of-state inflow of people
- No. 32 county for total out-of-state outflow of people
- No. 37 county for net out-of-state inflow of people



Top 5 Incoming Counties - Webb County (By People)



Top 5 Outgoing Counties - Webb County (By People)



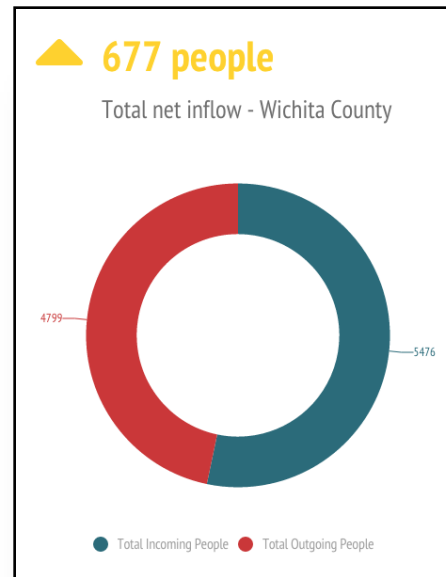
Sources:

2014 American Community Survey and the 2009-2013 American Community Survey 5-Year Estimates, U.S. Census Bureau
2014 U-Haul National Migration Trend Reports.

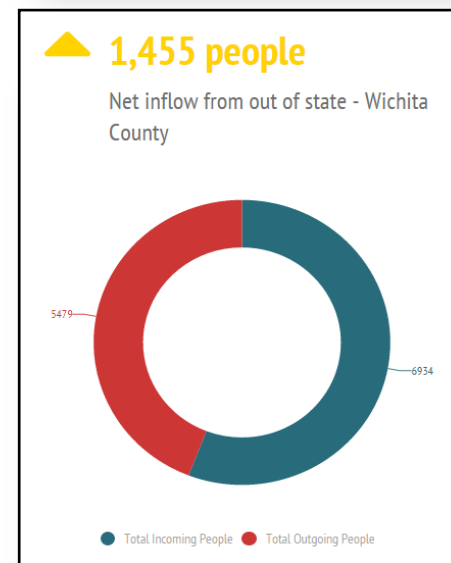
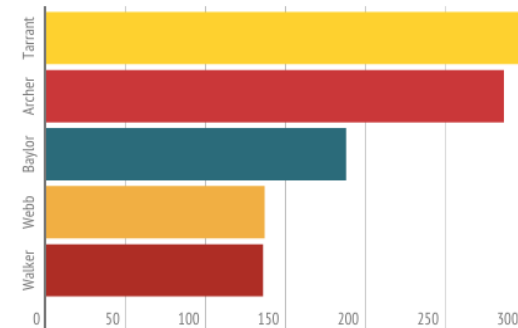
Wichita County

DMA: Wichita

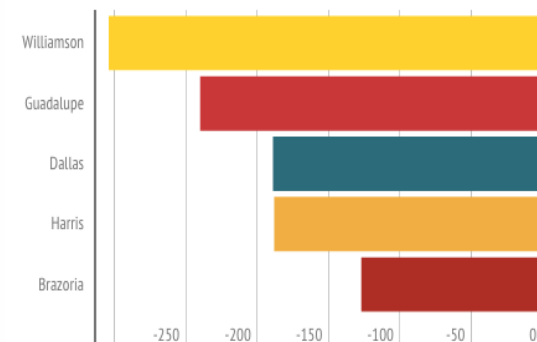
- No. 29 county for total inflow of people
- No. 30 county for total outflow of people
- No. 18 county for net inflow of people
- No. 13 county for total out-of-state inflow of people
- No. 14 county for total out-of-state outflow of people
- No. 16 county for net out-of-state inflow of people



Top 5 Incoming Counties - Wichita County (By People)



Top 5 Outgoing Counties - Wichita (By People)



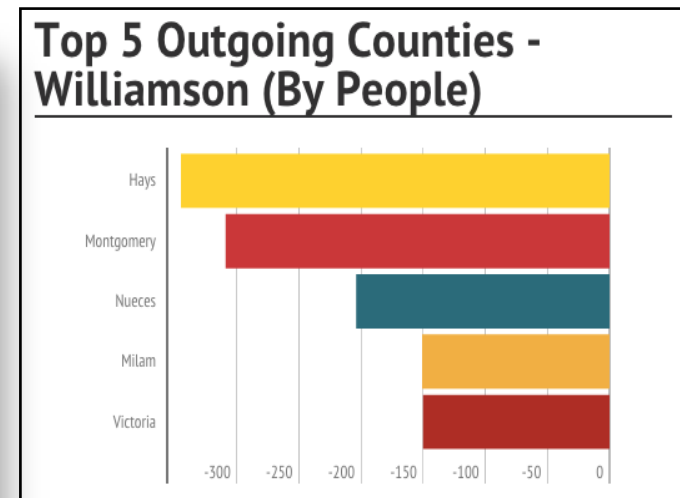
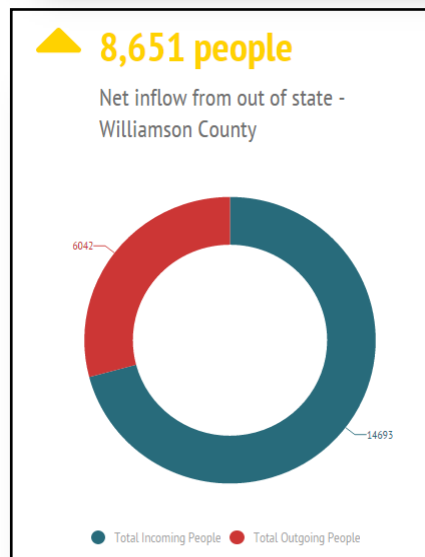
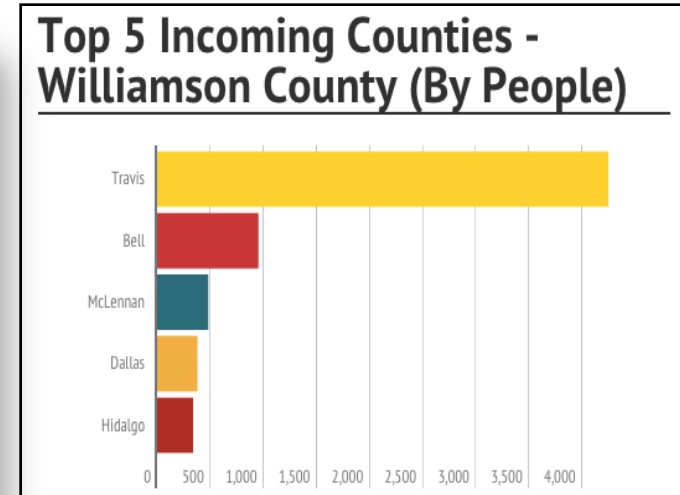
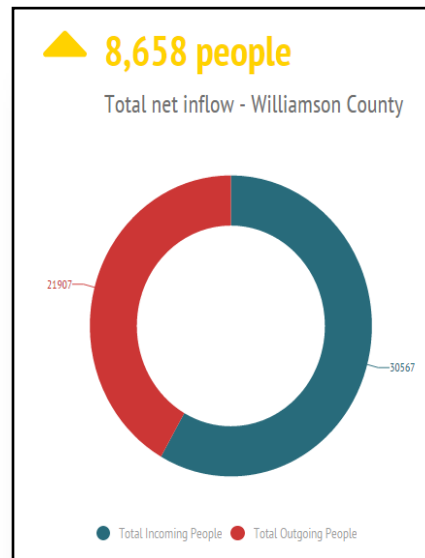
Sources:

2014 American Community Survey and the 2009-2013 American Community Survey 5-Year Estimates, U.S. Census Bureau
2014 U-Haul National Migration Trend Reports.

Williamson County

DMA: Round Rock

- No. 8 county for total inflow of people
- No. 9 county for total outflow of people
- No. 2 county for net inflow of people
- No. 10 county for total out-of-state inflow of people
- No. 12 county for total out-of-state outflow of people
- No. 5 county for net out-of-state inflow of people



Sources:

2014 American Community Survey and the 2009-2013 American Community Survey 5-Year Estimates, U.S. Census Bureau
2014 U-Haul National Migration Trend Reports.