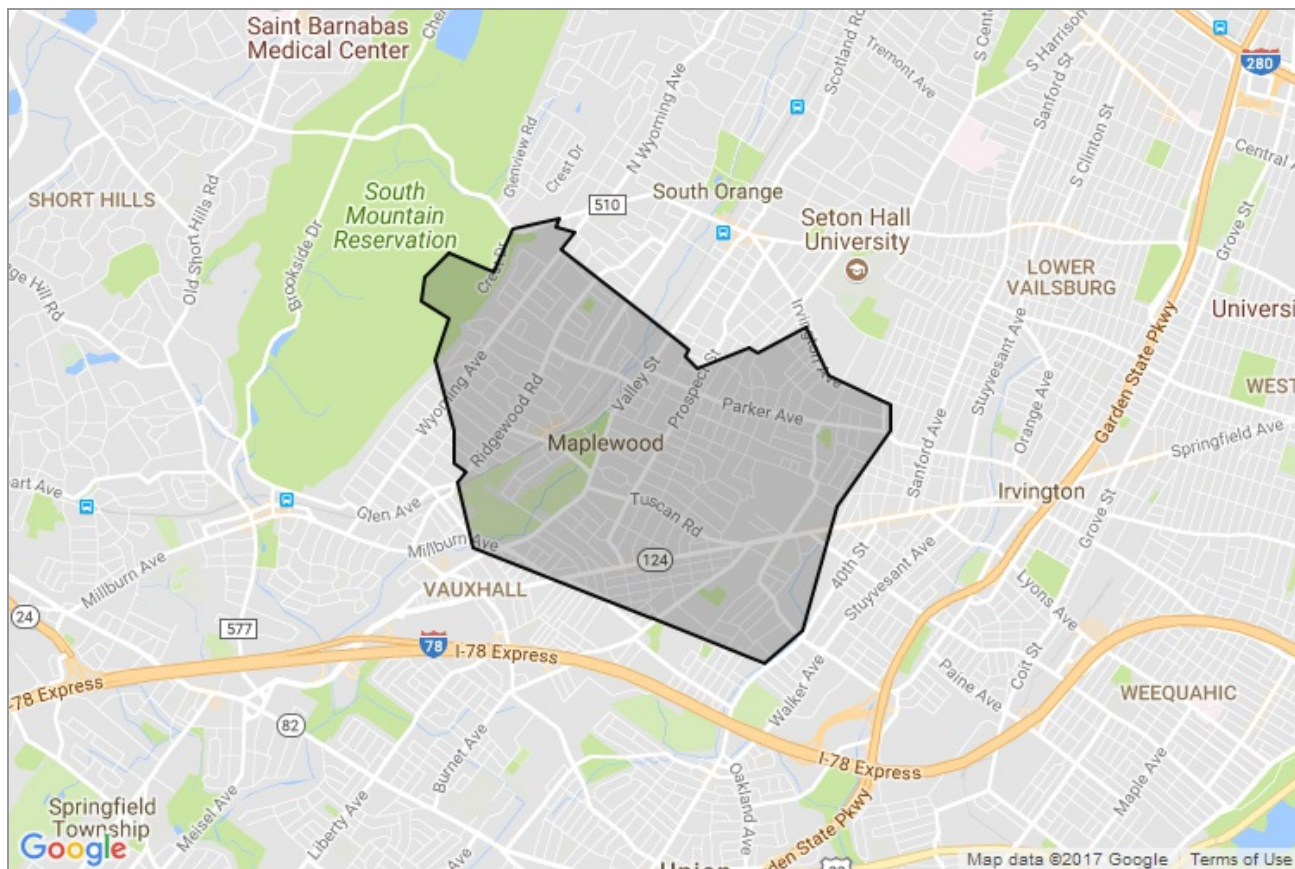




Invite us in. We'll bring results.*

NEIGHBORHOOD REPORT

Maplewood, NJ 07040



We are always here to help you create your happily ever after!

Presented by **Heather Gilheany**

New Jersey Real Estate License: 0792659



Mobile: (973) 820-5751 | Fax: (973) 843-1003

heathergilheany@gmail.com
www.heatherandsuki.com

WEICHERT, REALTORS®
505 Millburn Avenue
Short Hills, NJ 07078

Neighborhood: Housing Stats and Charts

	07040	Essex County	New Jersey	USA
Median Estimated Home Value	\$629K	\$454K	\$352K	\$228K
Estimated Home Value 12-Month Change	+6.5%	+5%	+3.5%	+3.6%
Median List Price	\$547K	\$369K	\$300K	\$100K
List Price 1-Month Change	+9.3%	+1.1%	–	-3.8%
List Price 12-Month Change	+36.6%	+12.2%	+0.3%	+5.4%
Median Home Age	86	75	54	44
Own	76%	45%	64%	64%
Rent	24%	55%	36%	36%
\$ Value of All Buildings for which Permits Were Issued	–	\$106M	\$2.04B	\$102B
% Change in Permits for All Buildings	–	+13%	+5%	+2%
% Change in \$ Value for All Buildings	–	-1%	-2%	+7%

Median Sales Price vs. Sales Volume

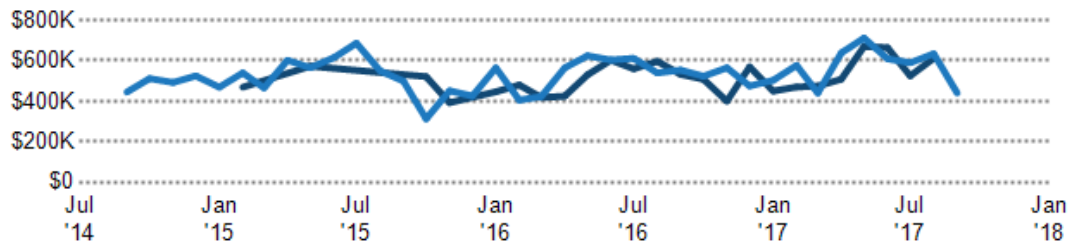
This chart compares the price trend and sales volume for homes in an area. Home prices typically follow sales volume, with a time lag, since sales activity is the driver behind price movements.

Data Source: Public records and listings data

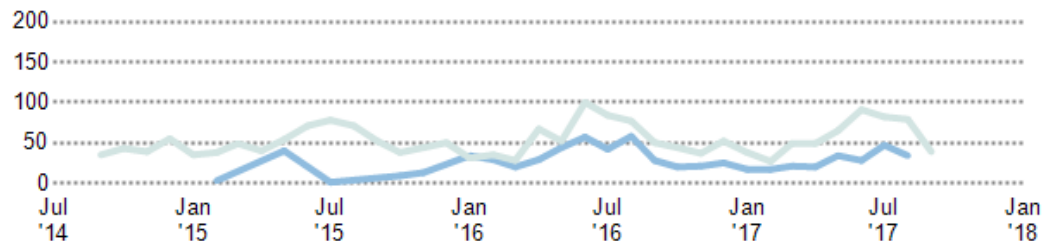
Update Frequency: Monthly

- Median Sales Price Public Records
- Median Sales Price Listings
- Sales Volume Public Records
- Sales Volume Listings

Median Sales Price



Sales Volume



Median Listing Price vs. Listing Volume

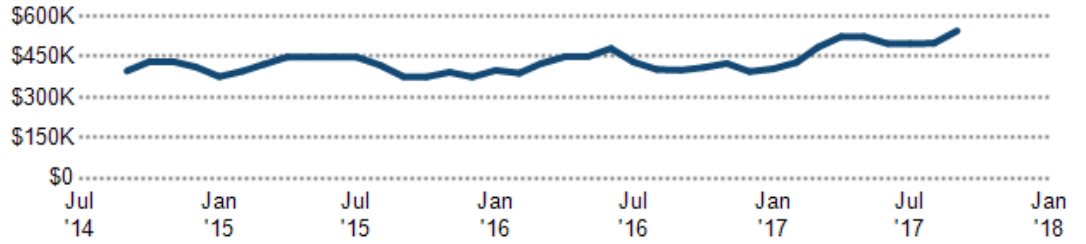
This chart compares the listing price and listing volume for homes in an area. Listing prices often follow listing volume, with a time lag, because supply can drive price movements.

Data Source: On- and off-market listings sources

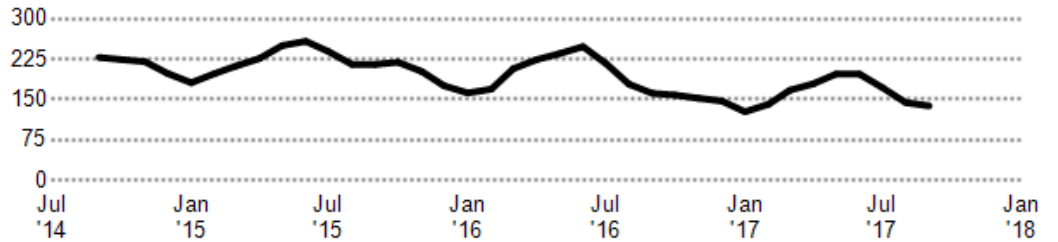
Update Frequency: Monthly

- Median List Price
- Listing Volume

Median List Price



Listing Volume





Invite us in. We'll bring results.*

Neighborhood: People Stats and Charts

	07040	Essex County	New Jersey	USA
Population	23.3K	792K	8.9M	317M
Population Density per Sq Mi	7.74K	6.27K	1.21K	—
Population Change since 2010	+2.8%	+0.3%	+2.5%	+2.4%
Median Age	38	37	39	38
Male / Female Ratio	49%	48%	49%	49%

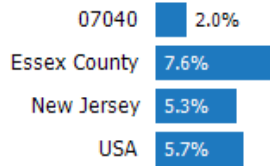
Education Levels of Population

This chart shows the educational achievement levels of adults in an area, compared with other geographies.

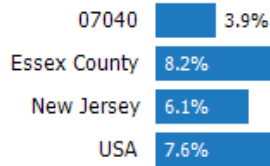
Data Source: U.S. Census American Community Survey via Esri, 2016

Update Frequency: Annually

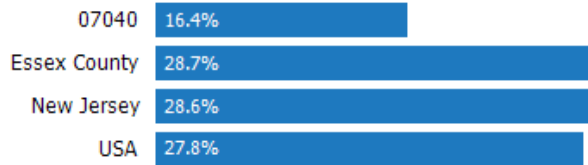
Less Than 9th Grade



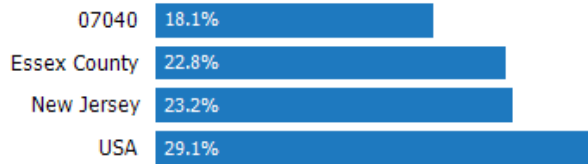
9-12th Grade/No Diploma



High School Graduate



Associate Degree



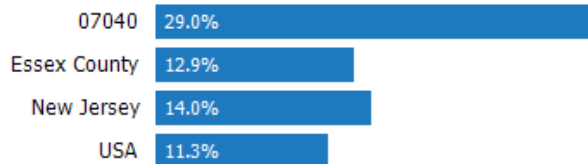
Bachelor's Degree



At Least a College Education



Grad/Professional Degree



Population of Children by Age Group

This chart shows the distribution of the population of children by age range — from birth to 17 — in the area of your search.

Data Source: U.S. Census

Update Frequency: Annually

07040



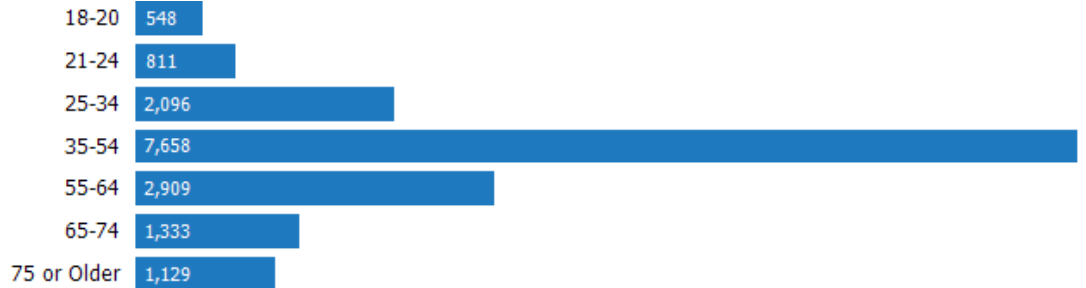
Population of Adults by Age Group

This chart shows the distribution of the population of adults by age range — from 18 to 75-plus — in the area of your search.

Data Source: U.S. Census

Update Frequency: Annually

07040



Households With Children

This chart shows the distribution of households with children, categorized by marital status, in the area of your search.

Data Source: U.S. Census

Update Frequency: Annually

07040



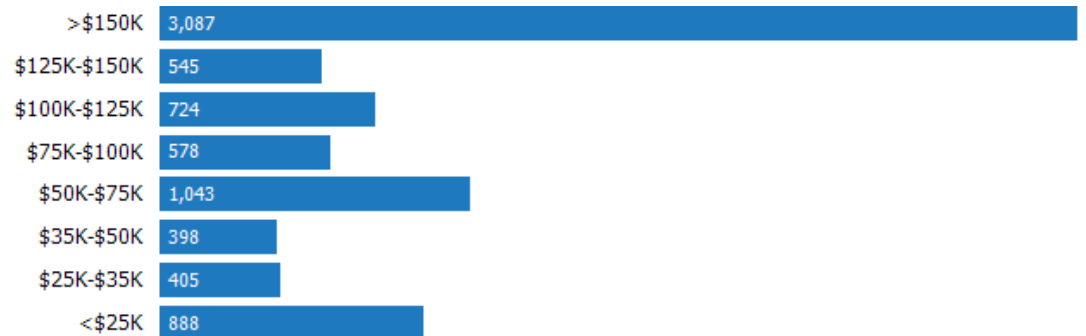
Household Income Brackets

This chart shows annual household income levels within an area.

Data Source: U.S. Census

Update Frequency: Annually

07040



Presidential Voting Pattern

This chart shows how residents of a county voted in the 2016 presidential election.

Data Source: USElectionAtlas.org

Update Frequency: Quadrennially



Neighborhood: Economic Stats and Charts

	07040	07040	Essex County	New Jersey	USA
Income Per Capita	\$51,740	\$51,740	\$32,708	\$36,582	\$28,930
Median Household Income	\$118,025	\$118,025	\$53,976	\$72,093	\$53,889
Unemployment Rate	-	-	6.1%	4.8%	4.2%
Unemployment Number	-	-	22.2K	216K	6.8M
Employment Number	-	-	344K	4.29M	154M
Labor Force Number	-	-	366K	4.5M	161M

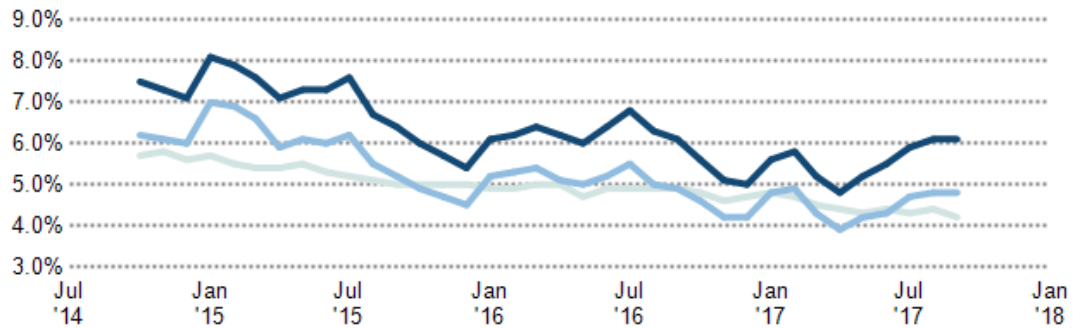
Unemployment Rate

This chart shows the unemployment trend in the area of your search. The unemployment rate is an important driver behind the housing market.

Data Source: Bureau of Labor Statistics

Update Frequency: Monthly

- Essex County
- New Jersey
- USA



Occupational Categories

This chart shows categories of employment within an area.

Data Source: U.S. Census

Update Frequency: Annually

- 07040



Neighborhood: Quality of Life Stats and Charts

Quality of Life in 07040

	07040	07040	Essex County	New Jersey	USA
Elevation (in feet)	124	124	125	206	–
Annual Rainfall (in inches)	45	45	45	45.67	–
Annual Snowfall (in inches)	30.05	30.05	28.52	24.61	–
Days of Full Sun (per year)	83	83	83	92	–
Travel Time to Work (in minutes)	39	39	34	31	26
Water Quality - Health Violations	–	–	5.22	–	–
Water Quality - Monitoring and Report Violations	–	–	1.97	–	–
Superfund Sites	0	0	11	165	2,315
Brownfield Sites	No	No	Yes	Yes	Yes

Average Commute Time

This chart shows average commute times to work, in minutes, by percentage of an area's population.

Data Source: U.S. Census

Update Frequency: Annually



How People Get to Work

This chart shows the types of transportation that residents of the area you searched use for their commute.

Data Source: U.S. Census

Update Frequency: Annually



Average Monthly Temperature

This chart shows average temperatures in the area you searched.

Data Source: NOAA

Update Frequency: Annually



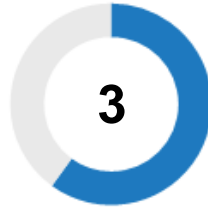
Walkability Scores (out of 5)

This neighborhood or ZIP code is rated for walking access to general points of interest, reflected in the overall score, plus amenities (such as retail stores) and leisure (such as restaurants and parks). Other factors considered in the scores are street types, weather, public transportation and population density.

Data Source: Maponics

Update Frequency: Quarterly

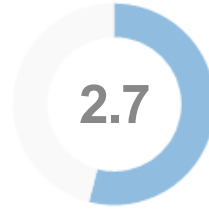
Overall Score



Amenity Score



Leisure Score





Invite us in. We'll bring results.*

Neighborhood Report

Maplewood, NJ 07040

Weichert Financial Services



Work: (800) 837-3031

www.WeichertFinancial.com

Weichert Insurance Agency,
Inc.



Work: (866) 392-4368

www.WeichertFinancial.com

NOTE: This communication is provided to you for informational purposes only and should not be relied upon by you. The real estate firm identified on this report is not a mortgage lender and so you should contact the mortgage company identified above directly to learn more about its mortgage products and your eligibility for such products.