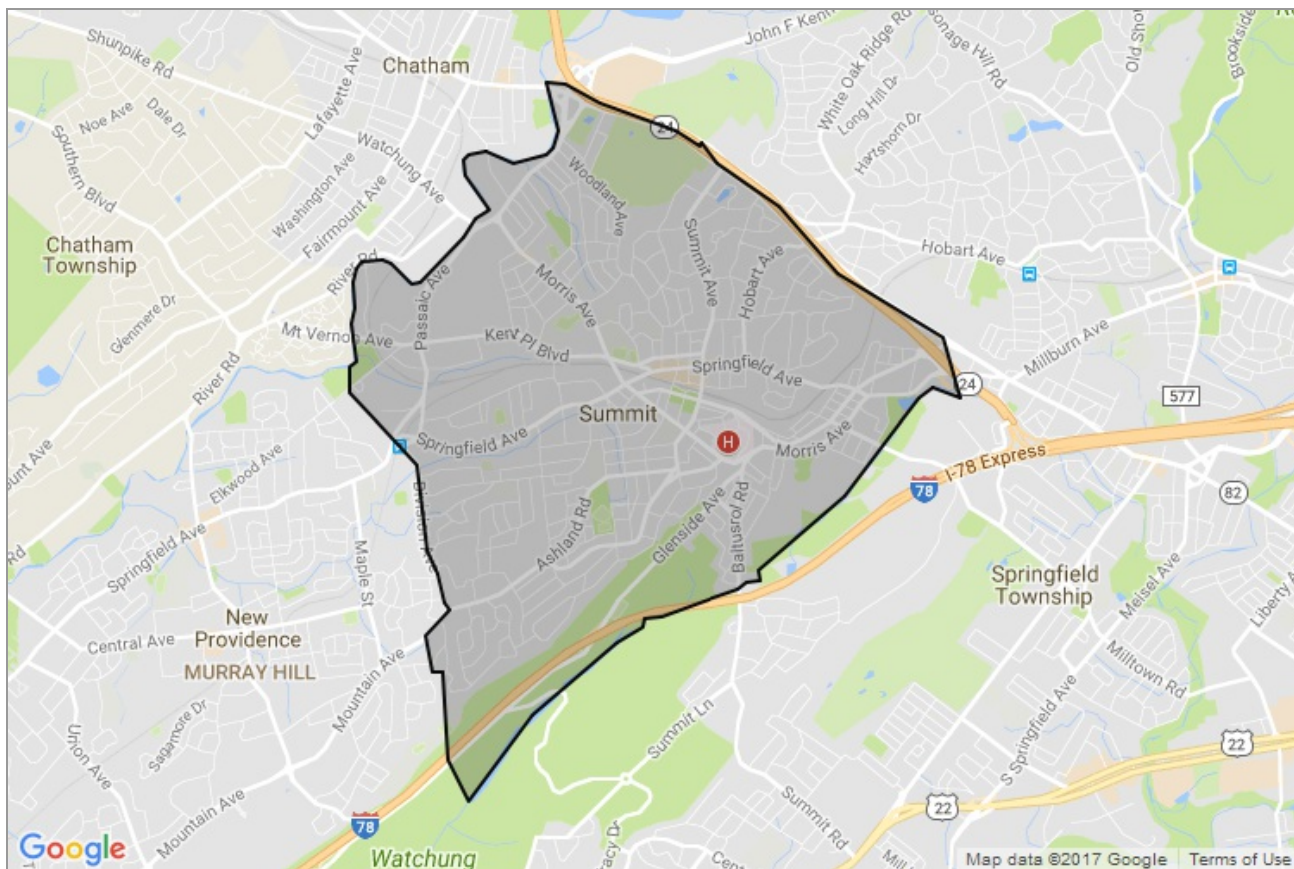




Invite us in. We'll bring results.\*

NEIGHBORHOOD REPORT

# Summit, New Jersey



Presented by  
**Heather Gilheany**

New Jersey Real Estate License: 0792659



Mobile: (973) 820-5751 | Fax: (973) 843-1003

[heathergilheany@gmail.com](mailto:heathergilheany@gmail.com)  
[www.heatherandsuki.com](http://www.heatherandsuki.com)

**WEICHERT, REALTORS®**  
505 Millburn Avenue  
Short Hills, NJ 07078

## Neighborhood: Housing Stats and Charts

	Summit	Union County	New Jersey	USA
Median Estimated Home Value	\$866K	\$400K	\$352K	\$228K
Estimated Home Value 12-Month Change	+6.5%	+0.8%	+3.5%	+3.6%
Median List Price	\$1.15M	\$329K	\$300K	\$100K
List Price 1-Month Change	+1.5%	+2.7%	—	-3.8%
List Price 12-Month Change	+3.4%	+13.6%	+0.3%	+5.4%
Median Home Age	71	69	54	44
Own	71%	59%	64%	64%
Rent	29%	41%	36%	36%
\$ Value of All Buildings for which Permits Were Issued	—	\$67.5M	\$2.04B	\$102B
% Change in Permits for All Buildings	—	+7%	+5%	+2%
% Change in \$ Value for All Buildings	—	+1%	-2%	+7%

### Median Sales Price vs. Sales Volume

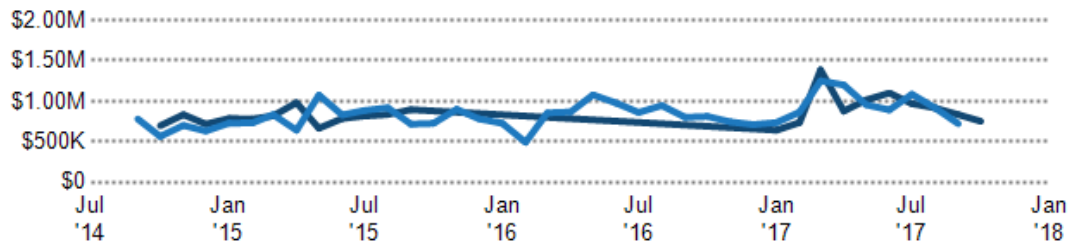
This chart compares the price trend and sales volume for homes in an area. Home prices typically follow sales volume, with a time lag, since sales activity is the driver behind price movements.

Data Source: Public records and listings data

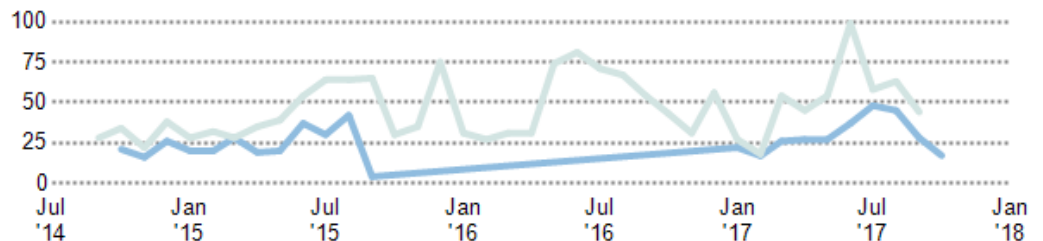
Update Frequency: Monthly

- Median Sales Price Public Records
- Median Sales Price Listings
- Sales Volume Public Records
- Sales Volume Listings

Median Sales Price



Sales Volume



## Median Listing Price vs. Listing Volume

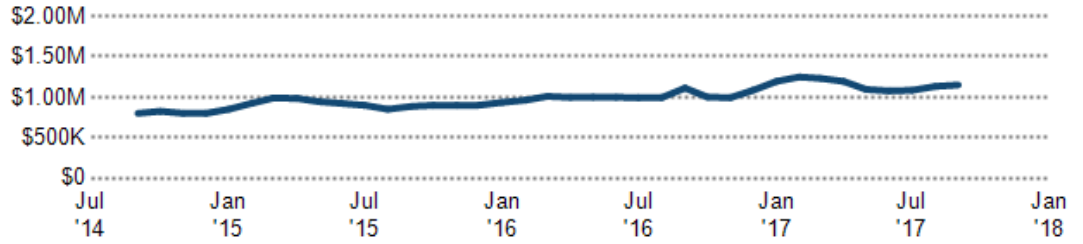
This chart compares the listing price and listing volume for homes in an area. Listing prices often follow listing volume, with a time lag, because supply can drive price movements.

Data Source: On- and off-market listings sources

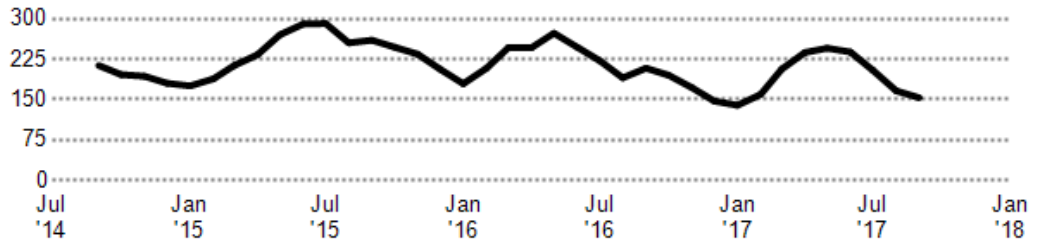
Update Frequency: Monthly

- Median List Price
- Listing Volume

Median List Price



Listing Volume





Invite us in. We'll bring results.\*

## Neighborhood: People Stats and Charts

	Summit	Union County	New Jersey	USA
Population	21.9K	549K	8.9M	317M
Population Density per Sq Mi	3.65K	5.34K	1.21K	—
Population Change since 2010	+5.4%	+2.5%	+2.5%	+2.4%
Median Age	40	38	39	38
Male / Female Ratio	49%	49%	49%	49%

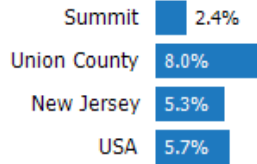
## Education Levels of Population

This chart shows the educational achievement levels of adults in an area, compared with other geographies.

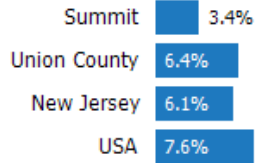
Data Source: U.S. Census American Community Survey via Esri, 2016

Update Frequency: Annually

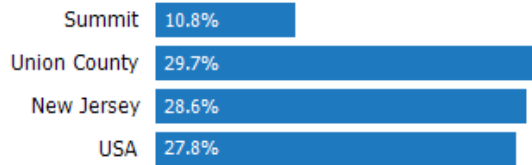
### Less Than 9th Grade



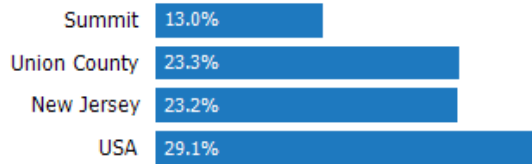
### 9-12th Grade/No Diploma




### High School Graduate



### Associate Degree



### Bachelor's Degree



### At Least a College Education



### Grad/Professional Degree



## Population of Children by Age Group

This chart shows the distribution of the population of children by age range — from birth to 17 — in the area of your search.

Data Source: U.S. Census

Update Frequency: Annually

Summit



## Population of Adults by Age Group

This chart shows the distribution of the population of adults by age range — from 18 to 75-plus — in the area of your search.

Data Source: U.S. Census

Update Frequency: Annually

Summit



## Households With Children

This chart shows the distribution of households with children, categorized by marital status, in the area of your search.

Data Source: U.S. Census

Update Frequency: Annually

Summit



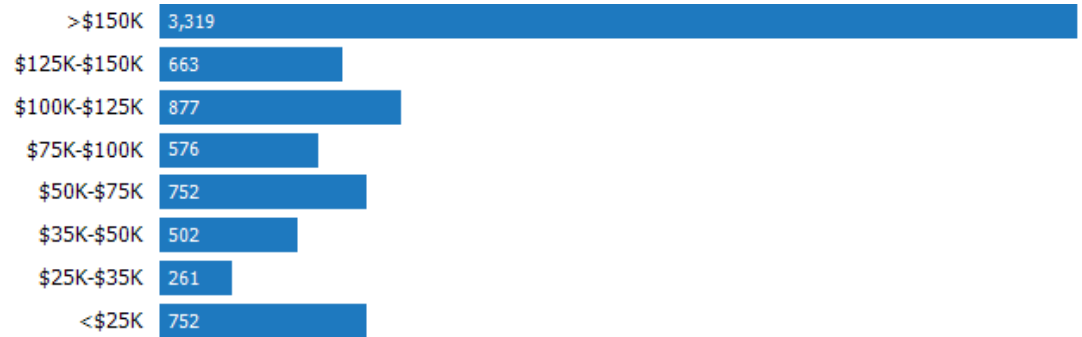
## Household Income Brackets

This chart shows annual household income levels within an area.

Data Source: U.S. Census

Update Frequency: Annually

Summit



## Presidential Voting Pattern

This chart shows how residents of a county voted in the 2016 presidential election.

Data Source: USElectionAtlas.org

Update Frequency: Quadrennially



# Neighborhood: Economic Stats and Charts

	Summit	Summit	Union County	New Jersey	USA
<b>Income Per Capita</b>	\$77,110	\$77,110	\$35,308	\$36,582	\$28,930
<b>Median Household Income</b>	\$129,583	\$129,583	\$69,594	\$72,093	\$53,889
<b>Unemployment Rate</b>	-	-	5%	4.8%	4.2%
<b>Unemployment Number</b>	-	-	13.8K	216K	6.8M
<b>Employment Number</b>	-	-	259K	4.29M	154M
<b>Labor Force Number</b>	-	-	273K	4.5M	161M

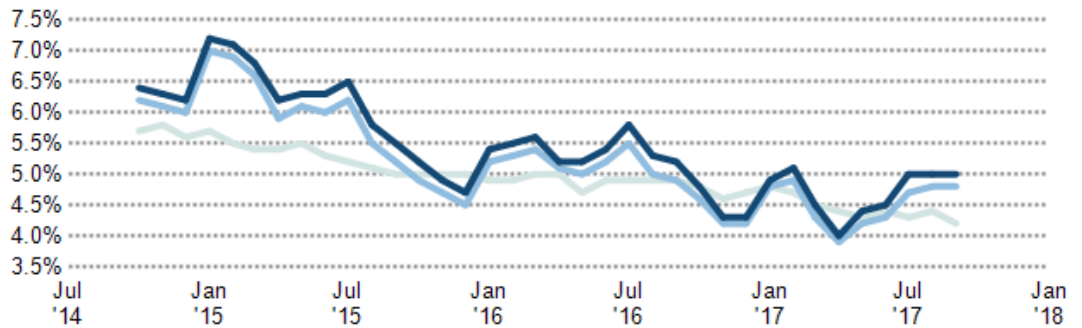
## Unemployment Rate

This chart shows the unemployment trend in the area of your search. The unemployment rate is an important driver behind the housing market.

Data Source: Bureau of Labor Statistics

Update Frequency: Monthly

- Union County
- New Jersey
- USA



## Occupational Categories

This chart shows categories of employment within an area.

Data Source: U.S. Census

Update Frequency: Annually

- Summit



## Neighborhood: Quality of Life Stats and Charts

### Quality of Life in 07901

	Summit	Summit	Union County	New Jersey	USA
Elevation (in feet)	124	124	124	206	–
Annual Rainfall (in inches)	45	45	45	45.67	–
Annual Snowfall (in inches)	30.05	30.05	27.62	24.61	–
Days of Full Sun (per year)	83	83	83	92	–
Travel Time to Work (in minutes)	36	36	31	31	26
Water Quality - Health Violations	–	–	0	–	–
Water Quality - Monitoring and Report Violations	–	–	2	–	–
Superfund Sites	0	0	2	165	2,315
Brownfield Sites	No	No	Yes	Yes	Yes

### Average Commute Time

This chart shows average commute times to work, in minutes, by percentage of an area's population.

Data Source: U.S. Census

Update Frequency: Annually



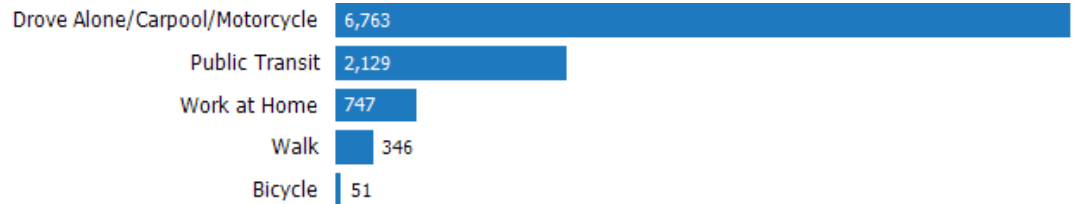
■ Summit

### How People Get to Work

This chart shows the types of transportation that residents of the area you searched use for their commute.

Data Source: U.S. Census

Update Frequency: Annually



### Average Monthly Temperature

This chart shows average temperatures in the area you searched.

Data Source: NOAA

Update Frequency: Annually







Invite us in. We'll bring results.\*

## Neighborhood Report

Summit, New Jersey

Weichert Financial Services



Work: (800) 837-3031

[www.WeichertFinancial.com](http://www.WeichertFinancial.com)

Weichert Insurance Agency,  
Inc.



Work: (866) 392-4368

[www.WeichertFinancial.com](http://www.WeichertFinancial.com)

NOTE: This communication is provided to you for informational purposes only and should not be relied upon by you. The real estate firm identified on this report is not a mortgage lender and so you should contact the mortgage company identified above directly to learn more about its mortgage products and your eligibility for such products.