



HOME MAINTENANCE CHECKLIST

Winter Edition




PREVENT PIPES FROM FREEZING

Insulate pipes near windows, doors and in areas of the home that are unheated. Disconnect your garden hose from the outside faucet and keep temp above 55 degrees.




TEST & CLEAN YOUR SUMP PUMP

Slowly pour a few gallons of water into the pit to make sure the pump turns on. Clean debris from bottom with a wet vac.




REVERSE CEILING FAN BLADES

Running the blades in a clockwise position during the colder months can push heated air down.




PROTECT YOUR AIR CONDITIONER

Place a sheet of plywood held down by a few bricks on top and your AC should be ready to work again in the spring




FLUSH HOT WATER TANK

Flush your hot water tank to remove sediment




READY SHOVELS, SERVICE BLOWER

Move your snow shovels to an area near the door where they will be within easy reach. Change the oil in your snow blower and replace the spark plug if needed.




STOCK UP ON SALT OR SAND

Purchase some salt, ice melt or sand before the first snowfall. This will give you some extra traction when it's time to shovel the sidewalk and driveway.




CHECK AND SERVICE FIREPLACE AND CHIMNEY

Run the tip of a fireplace poker along the interior of the chimney wall. If you find a thick, shiny, tar-like buildup it's best to call a professional.




CHECK AND REPLACE SMOKE ALARM BATTERIES

Replace batteries at needed.



PROTECT OUTDOOR FURNITURE

Cover outdoor furniture or consider moving to indoors



DIVERT WATER

Add extensions to downspouts so that water runs at least 3 to 4 feet away from the foundation.

TIM MURRAY TEAM
MichianaHomesAndLand.Com



COLDWELL BANKER
REAL ESTATE GROUP