

SANTALUZ



Santaluz is a premier coastal golf community in San Diego. Located adjacent to Rancho Santa Fe just 10 minutes from Del Mar and the beach. Near in the San Dieguito River Valley, this 3,800-acre village features high knolls that offer panoramic views of the coast. The natural habitat of golden rolling hills and timeless traditional California architecture create an authentic early California setting, unlike any other San Diego real estate.

Located in the coastal hills in northern San Diego, Santaluz offers an abundance of amenities and luxury in a serene and natural environment. Located just 20 minutes from downtown San Diego, Santaluz is one of the last opportunities to live in a community that maintains the authenticity and charm of early California.

The custom homesites are unlike any other, with circular lots that enable the custom homeowner the freedom to build their new home facing any angle and at any location within the homesite circumference. The objectives of the unique orientation of the homesites are to maximize views and privacy.

At the center of Santaluz is the Rees Jones-designed, 250-acre Santaluz Golf Course, a championship course crafted in accordance with the contours of the land and designed to blend challenge with beauty in a setting unlike any other. The course is highlighted by vistas and panoramic views, and framed by an award-winning native landscape. The Santaluz Golf Course appeals to the artist, adventurer and nature-lover that hides inside every passionate golfer.





The village of Santaluz offers much more than simply a place to live, it offers a lifestyle many dream about. The community at Santaluz encompasses a number of amenities:

Trails and Landmarks: More than forty miles of hiking and biking trails, with prominent land formations and features, have been preserved in their native condition for the enjoyment of Santaluz residents. Exploration is boundless.

Village Green: This verdant centerpiece is the meeting place of a close-knit community. Eleven acres of manicured lawns create a magical and intimate setting for community activities including summer concerts and picnics.

Homesites: With a density of one homesite per four acres as well as circular lots, the village retains its open, commanding presence and exudes a unique aura of peace, seclusion and a vibrant connection with nature.

Hacienda Santaluz and the Santaluz Clubhouse and Spa

The 19,000-square-foot Hacienda Santaluz is inspired by authentic California ranch architecture from the 1920s and 1930s. The heart of the community, the Hacienda, available to Santaluz Club members only, is host to an inspired selection of recreational activities. Hacienda Santaluz is the social center of the Santaluz community. As a private equity club structure, The Santaluz Club comprises three levels of exclusive membership available to residents only:

Golf Membership

The Santaluz Club Golf Membership is the premium membership available, offering every benefit of the Hacienda Membership and Clubhouse & Spa Membership, including full golf privileges with lessons and tournaments. A maximum of 400 memberships will be available, including some non-resident memberships.

Clubhouse and Spa Membership

This membership package is limited to 250 residents and features the full benefits of the Hacienda Membership, use of the exclusive Santaluz Clubhouse as well as its signature Spa. The 35,000-square-foot Clubhouse has whirlpools and steam rooms, indoor fireplaces, indoor and outdoor showers and baths, water features, and relaxation niches.

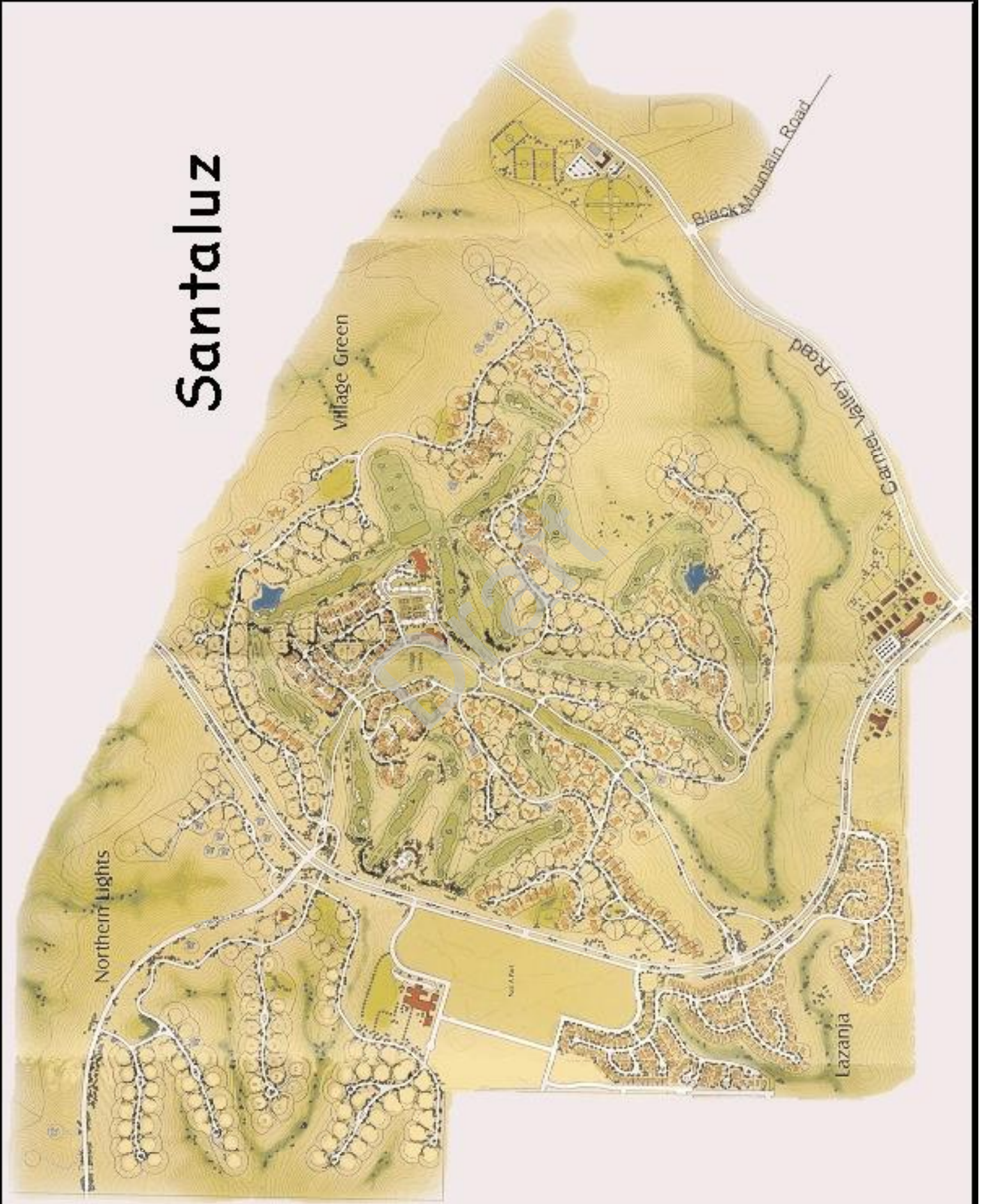
Hacienda Membership

Inspired by authentic California ranch architecture, the sprawling Hacienda Santaluz is host to an inspired selection of recreational activities, including:

- **A 19,000 square-foot facility**
- **A luxurious resort-style swimming pool**
- **Multi-purpose gymnasium with wood-floor basketball court and multi-purpose room with stage**
- **Indulgent massage treatment and therapy room**
- **Gourmet Fresh Roast Café and Poolside Grill**
- **State-of-the-art fitness facility with outdoor courtyard and professional fitness trainer**
- **Six lighted tennis courts with stadium seating**
- **Men's and women's lockers with private showers and lounges**
- **Full-service Pro Shop**
- **Camp Santaluz for children**
- **A variety of resident-created organizations, including yoga, reading and gardening clubs**



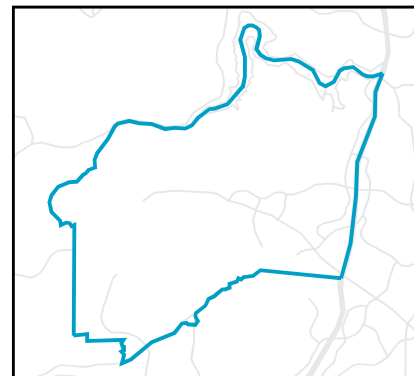
Santaluz



POPULATION AND HOUSING ESTIMATES

ZIP Code 92127

(2006 boundary)



POPULATION AND HOUSING (2000 and 2006)

	April 1 2000 Census	January 1 2006	2000 to 2006 Change Numeric	Percent
Total Population	17,888	28,930	11,042	61.7%
Household Population	17,533	28,594	11,061	63.1%
Group Quarters Population	355	336	-19	-5.4%
Total Housing Units	6,431	10,280	3,849	59.9%
Single Family	3,754	6,172	2,418	64.4%
Multiple Family	2,666	4,108	1,442	54.1%
Mobile Home and Other	11	0	-11	-100.0%
Occupied Housing Units	6,245	9,470	3,225	51.6%
Single Family	3,675	5,515	1,840	50.1%
Multiple Family	2,559	3,955	1,396	54.6%
Mobile Home and Other	11	0	-11	-100.0%
Vacancy Rate	2.9%	7.9%	5.0%	172.4%
Persons per Household	2.81	3.02	0.21	7.5%

HOUSEHOLD INCOME (real 1999 dollars, adjusted for inflation)

	April 1 2000 Census	January 1 2006	2000 to 2006 Change Numeric	Percent
Households by Income Category				
Less than \$15,000	187	283	96	51.3%
\$15,000-\$29,999	572	794	222	38.8%
\$30,000-\$44,999	783	1,116	333	42.5%
\$45,000-\$59,999	886	1,221	335	37.8%
\$60,000-\$74,999	715	1,231	516	72.2%
\$75,000-\$99,999	1,242	1,791	549	44.2%
\$100,000-\$124,999	789	1,128	339	43.0%
\$125,000-\$149,999	341	597	256	75.1%
\$150,000-\$199,999	430	540	110	25.6%
\$200,000 or more	300	769	469	156.3%
Total Households	6,245	9,470	3,225	51.6%
Median Household Income				
Adjusted for inflation (1999 \$)	\$74,570	\$76,256	1,686	2.3%
Not adjusted for inflation (current \$)	\$74,570	\$97,350	22,780	30.5%

ADVISORY:

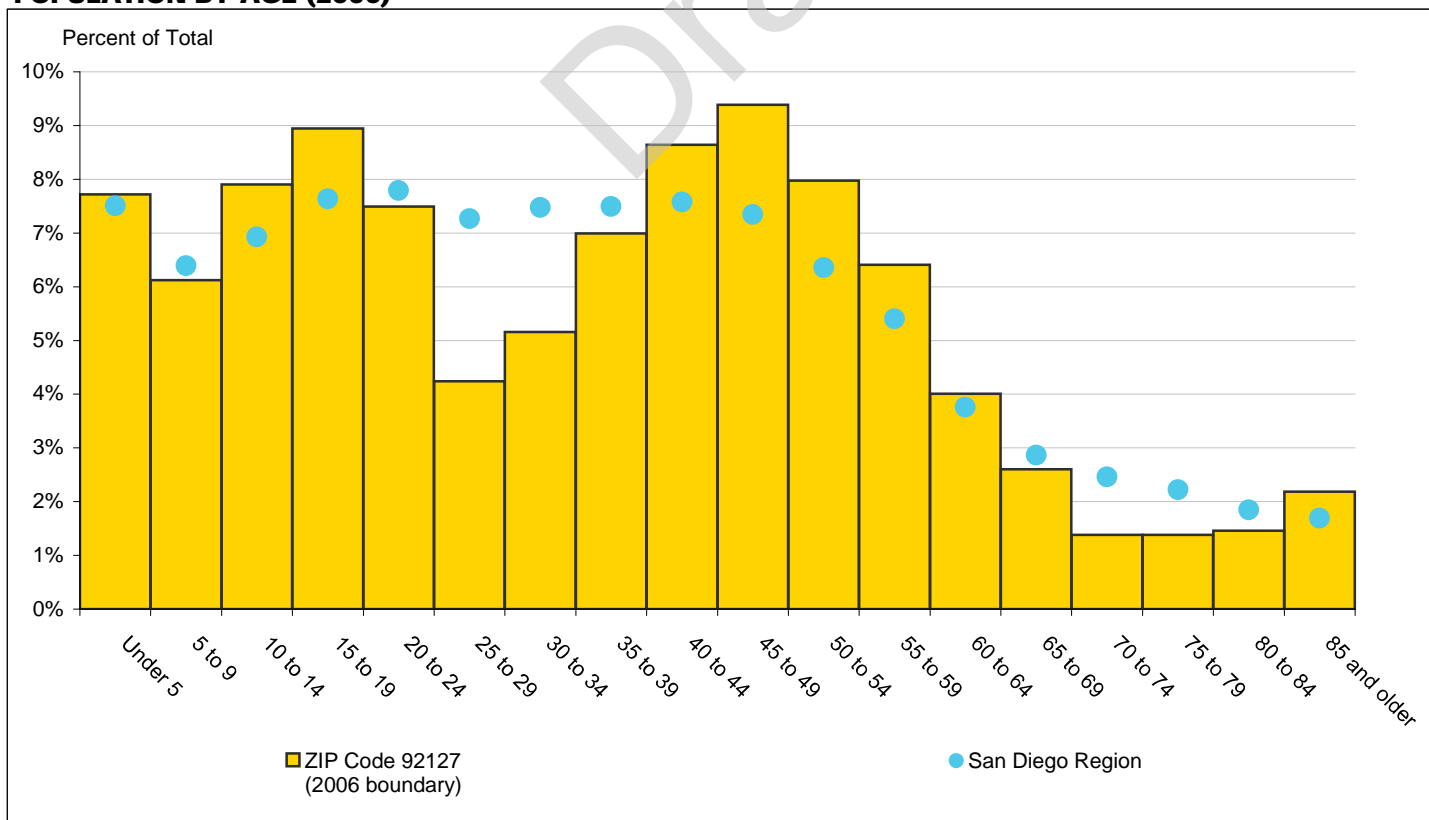
Some differences in housing unit counts are attributable to definitional differences in the source data. 2000 data are based on the 2000 Census. 2006 estimates are based on information from the San Diego County Assessor's office. The Census Bureau and Assessor's office use different definitions of "single-family," "multi-family," and "mobile home."

Caution should be taken when using data for small population groups, particularly at small levels of geography. Some 2000 Census data may not match information published by the U.S. Census Bureau for the following reasons: sample census data have been controlled to match 100 percent count (Summary File 1) data; and some minor adjustments were made (such as correcting the location of housing units that were erroneously allocated by the Census Bureau to roads and open space) to more accurately reflect the region's true population and housing distribution.

POPULATION BY GENDER AND AGE (2006)

	Total	Male	Female	Percent Female
Total Population	28,930	13,965	14,965	52%
Under 5	2,233	1,095	1,138	51%
5 to 9	1,771	872	899	51%
10 to 14	2,286	1,159	1,127	49%
15 to 17	1,603	806	797	50%
18 and 19	985	496	489	50%
20 to 24	2,167	1,203	964	44%
25 to 29	1,226	628	598	49%
30 to 34	1,492	723	769	52%
35 to 39	2,022	981	1,041	51%
40 to 44	2,501	1,111	1,390	56%
45 to 49	2,716	1,262	1,454	54%
50 to 54	2,307	1,075	1,232	53%
55 to 59	1,854	892	962	52%
60 and 61	515	238	277	54%
62 to 64	644	310	334	52%
65 to 69	753	360	393	52%
70 to 74	400	191	209	52%
75 to 79	400	173	227	57%
80 to 84	423	166	257	61%
85 and older	632	224	408	65%
Under 18	7,893	3,932	3,961	50%
65 and older	2,608	1,114	1,494	57%
Median age	36.7	35.0	38.4	-

POPULATION BY AGE (2006)



Source: SANDAG, Current Estimates (2006)

SANDAG

www.sandag.org

August 2006

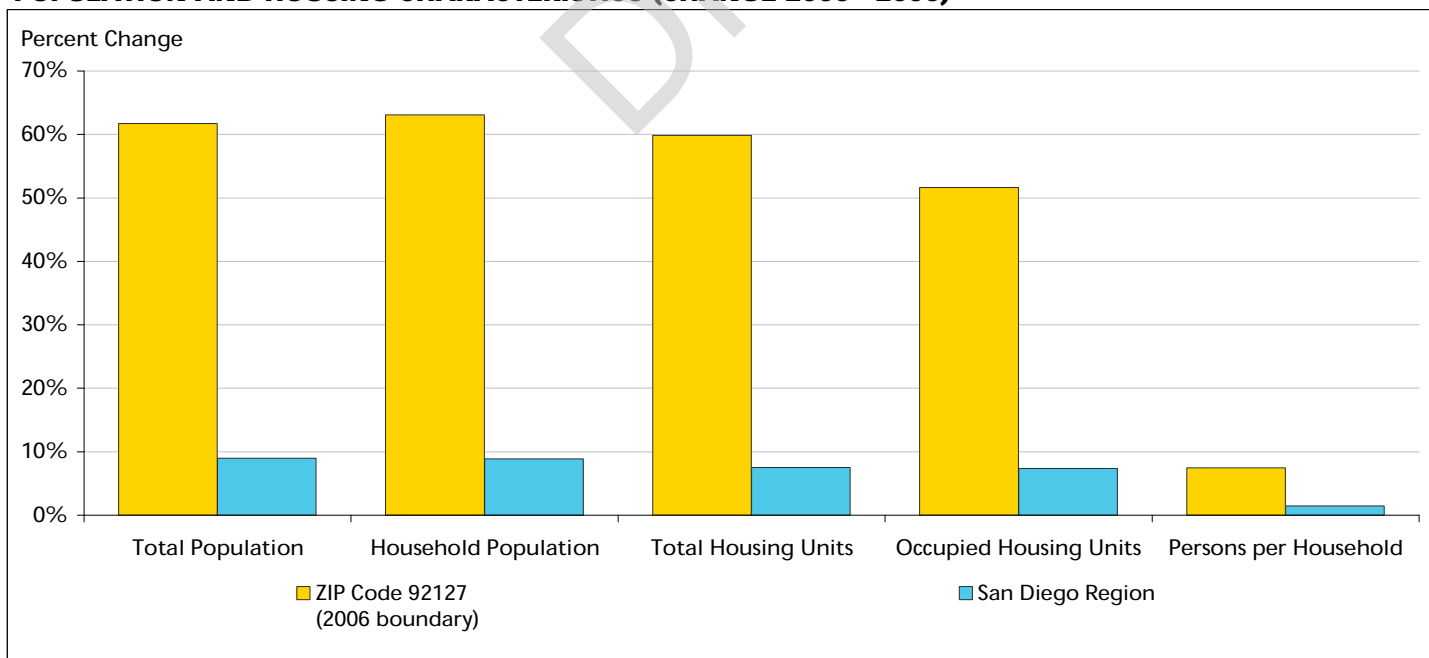
ZIP 92127 Estimates

Page 2 of 3

POPULATION BY RACE, ETHNICITY AND AGE (2006)

	Hispanic	White	Black	Non-Hispanic		
				American Indian	Asian & Pacific Isl.	Other
Total Population	2,373	19,876	689	102	4,707	1,183
Under 5	195	1,325	26	4	558	125
5 to 9	152	1,138	23	2	282	174
10 to 14	203	1,564	43	3	289	184
15 to 17	144	1,067	31	5	250	106
18 and 19	101	666	23	5	136	54
20 to 24	214	1,419	62	6	340	126
25 to 29	164	754	35	3	198	72
30 to 34	199	862	59	14	288	70
35 to 39	229	1,211	88	18	389	87
40 to 44	238	1,644	116	11	431	61
45 to 49	167	1,967	67	6	465	44
50 to 54	133	1,706	38	8	388	34
55 to 59	89	1,436	30	8	275	16
60 and 61	30	402	5	2	76	0
62 to 64	24	508	16	1	90	5
65 to 69	32	586	8	4	116	7
70 to 74	25	295	8	2	61	9
75 to 79	18	355	0	0	21	6
80 to 84	6	380	8	0	27	2
85 and older	10	591	3	0	27	1
Under 18	694	5,094	123	14	1,379	589
65 and older	91	2,207	27	6	252	25
Median age	30.3	39.7	37.4	37.5	35.2	18.4

POPULATION AND HOUSING CHARACTERISTICS (CHANGE 2000 - 2006)



Quality of Instruction and Leadership

'All Students Learning Whatever It Takes,' drives our District philosophy to provide the finest learning opportunities for all students. Teachers, site administrators, support staff and parents participate in goal setting and decision making through active School Site Councils. Teachers and administrators hold valid state credentials, with fewer than 1% provisional certificates. The highly regarded Poway Professional Assistance Program provides support for new teachers. Teachers are formally evaluated every two years if they hold a permanent status, and annually if they have provisional or temporary status. Teachers are supported with stipends to participate in the National Board Certification process. Fully credentialed substitute teachers are provided by Personnel Support Services when teachers are absent.

Discipline and Climate for Learning

Respect, safety and responsibility are keys to providing a supportive and positive learning environment. All schools have their own discipline guidelines and encourage positive student behaviors. Rewards and consequences are communicated to students and made available to parents. A strong network of support services is provided to meet the needs of children. The District has an anti-discrimination policy that prohibits harassment of students or staff based on race, gender, disability, religion, or sexual orientation which is strictly enforced. The District is committed to the prevention of harmful behaviors, and maintains a discipline policy to address violations of the Education Code.

Safety, Cleanliness of School Facilities

Schools place strong emphasis on safety for students and staff. School Safety Plans are renewed annually and reviewed throughout the year. Annual training procedures and drills for earthquakes, fire and bus evacuation are held. The school district's prudent use of resources ensures that students have access to clean and safe facilities. Maintenance staffs work with a scheduled preventive program to offset costly repairs at our older sites, whenever possible. A \$198 million school bond was passed in November 2002, to renovate 24 older schools. During 2006 Midland Elementary, the oldest school in the District, was replaced. Westwood Elementary, Twin Peaks, Tierra Bonita and the Rancho Bernardo High School Music Building were completed and 14 schools are currently being remodeled. Renovations address inequity of learning facilities, including expanding core facilities, adding classrooms and access to technology.

Staff and Curriculum Development

Research supports the positive effects staff development has on increasing student learning. A wide variety of professional development opportunities are available to teachers and staff including utilization of effective instructional strategies, technology, academic content areas, standards and assessment, positive school climate, and cultural competence training. Teachers and administrators are actively involved in professional growth activities at school, district, state, and national levels.

Counseling and Student Support Services

Students have access to speech and language services, special education, resource specialists, school psychologists, counselors, and other specialists to provide for their learning needs. Additionally, students work with support staff to assist in English language development, computer and library services and other specialized areas of need. The District Wellness Department provides a wide range of services to support student and family needs. In addition, health services are provided by specialized health assistants, health technicians, and nurses.

Textbooks/Instructional Materials & Technology

The District reviews all curriculum on a regular basis to ensure that students are presented with current and appropriate learning opportunities and materials. Students are provided with high quality textbooks, computers and other instructional and technological material to support the learning process. State approved textbooks are kept current and provided free of charge to every student.

Mission Statement

To ensure that each student will master the knowledge and develop the skills and attitudes essential for success in school and in a diverse society.

Core Values

All students learning, a competent and caring staff, parents as partners, staff participation in decision making, effective management of resources, a safe, orderly, and attractive environment, and excellence in all we do.

Attitudes Expected For All Students

Honesty, integrity, responsibility, loyalty, keeping promises, pursuing excellence, being kind and caring and being a good citizen.

2005-06 Salary Schedule Information

	PUSD Avg.
Teachers	
Beginning	\$38,976
Mid-range	\$71,269
High-range	\$80,942
Principals	\$116,976
Superintendent	\$257,724

2005-06 General Operating Budget

Income	
Revenue Limit Sources	\$165,204,559
Federal Revenue	9,334,364
Other State Revenue	45,239,942
Other Local Revenue	13,617,790
Total	\$233,396,655

Expenses	
Salary & Fringes	\$195,230,453
Books & Supplies	8,115,505
Services	23,787,727
Capital Outlay	489,039
Other Outgo, Direct &	
Indirect Costs	518,007
Total	\$228,149,731

2005-06 School Accountability Report Card

For further information, please call your local school or visit our Website at www.powayusd.com

POWAY UNIFIED SCHOOL DISTRICT

13626 TWIN PEAKS ROAD | POWAY, CA 92064 | (858) 748-0010

SUPERINTENDENT

Donald A. Phillips, Ed. D.

**BOARD OF EDUCATION**

Jeff Mangum | Todd Gutschow | Andy Patapow | Penny Ranftle | Linda Vanderveen



Turtleback Elementary School

Donald A. Phillips, Ed. D., Superintendent
Celeste Campbell, Ed.D., Principal

15855 Turtleback Rd.
San Diego, CA 92127-2044

858-673-551
www.powayusd.com

About our School...

Turtleback Elementary School is located in the southwestern section of the community of Rancho Bernardo in the city of San Diego. Learning at Turtleback is a collaborative effort enhanced by an environment where creativity, flexibility, and academic success are valued and encouraged.

We are guided by the District's core values of, "All students Learning, Parents as Partners, Competent and Caring Staff, Staff Participation in Decision Making, Effective Management of Resources, and Safe, Orderly, and Attractive Environment and Excellence in All We Do."

Our School Based Coordinated Plan incorporates the district core values, and the visions, goals and objectives of Turtleback School. This provides the opportunity to design our instructional program integrating all available resources in a coordinated manner to meet the educational needs of all students.

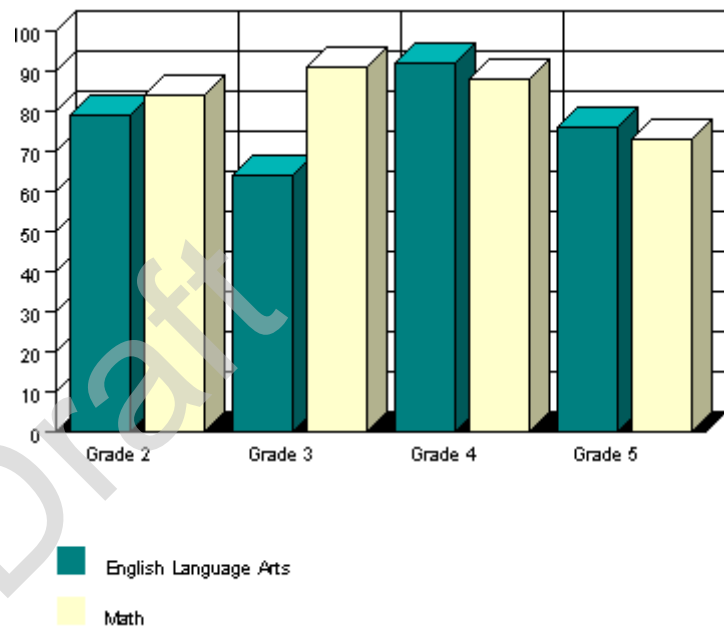
Turtleback serves a community with diverse needs and interests. We support a pre-school for three and four year olds, and operate a before and after school extended day program. Senior citizen volunteers tutor students and assist in classrooms. An active PTA donates over 38,000 hours of volunteer time, sponsors assemblies and community events, and raises funds for materials that support the curriculum.

Everyone works together to ensure that all children at Turtleback experience a rich and challenging education.

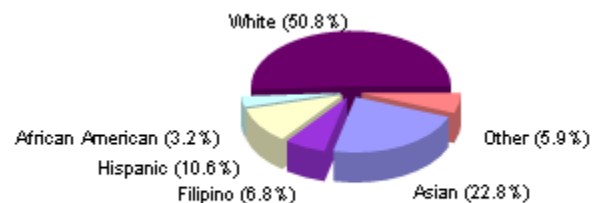
High Standards and Achievement

The California Standards Tests (CST) show how well students are doing in relation to the state content standards. The percentage of Turtleback Elementary School students meeting Proficient or Advanced is recorded in the chart below. Students scoring at the Proficient or Advanced level have met state standards.

**California Standards Testing (CST)
(% Proficient)**



Demographics



Full SARC's are available on the website at www.powayusd.com/about/accountability.html

School Facts...	
Grades	K-5
Enrollment	602
Class Size 2005-06	
K-3	19.6
Avg 4-5	29.0

Three-Year Disciplinary Record			
	03-04	04-05	05-06
Attendance Rate	96.42	96.34	96.5
Suspensions	0	0	0
Expulsions	0	0	0

The Academic Performance Index (API) is a composite score derived by combining the results on the California Standards Test and CAT/6. (CAT/6 is only administered to grades 3 and 7 and is not included in this report).

Academic Performance Index

904



Westwood Elementary School

Donald A. Phillips, Ed. D., Superintendent
Mike Mosgrove, Principal

17449 Matinal Rd.
San Diego, CA 92127-1299

858-487-202
www.powayusd.com

About our School...

In a tradition of excellence, Westwood has been recognized locally, statewide, and nationally. Westwood was designated a 2001 San Diego Chargers Champion School for demonstrating innovation, creativity, and risk-taking in developing the students as a whole person – particularly in the areas of leadership, service, citizenship, and involvement.

Westwood was named a National Blue Ribbon School of Excellence for 2000-2001. The 18-year-old program spotlights schools from around the country that excel in school leadership, teaching, curriculum, student achievement and parental involvement. Prior awards include 1993 and 2000 California Distinguished School recognition and a 1994 National Blue Ribbon Schools finalist.

Westwood Elementary School is a shining example of a school serving a community with diverse needs and interests, bolstered by a strong tradition of volunteerism. Adults are visible throughout our campus, supporting student learning. Students, in turn, give back to the community by entertaining residents, raising funds for service organizations, collecting Valentines for troops, and other community service projects. Dynamic partnerships involve the Rancho Bernardo Chamber of Commerce, Casa De Las Campanas, a retirement community, Longs Drugs, Wells Fargo Bank, and Time Warner Cable.

Staff, parents, and the Rancho Bernardo community agree that our collaborative spirit is our greatest strength! Working together we create a school environment that is stimulating, child-centered, and values the contributions of all of our members.



In the spring of 2006, Westwood completed an extensive construction and modernization program as part of the Proposition U Building for Success program. Results include a new multi-purpose room and student lunch area, an upgraded library facility and technology center, 12 new permanent classrooms, and complete renovation of all existing facilities. Westwood is now a modern, state of the art school.

Full SARC's are available on the website at
www.powayusd.com/about/accountability.html

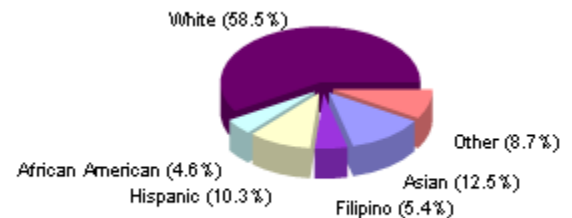
High Standards and Achievement

The California Standards Tests (CST) show how well students are doing in relation to the state content standards. The percentage of Westwood Elementary School students meeting Proficient or Advanced is recorded in the chart below. Students scoring at the Proficient or Advanced level have met state standards.

**California Standards Testing (CST)
(% Proficient)**



Demographics



School Facts...

Grades	K-5
Enrollment	759
Class Size 2005-06	
K-3	19.8
Avg 4-5	28.8

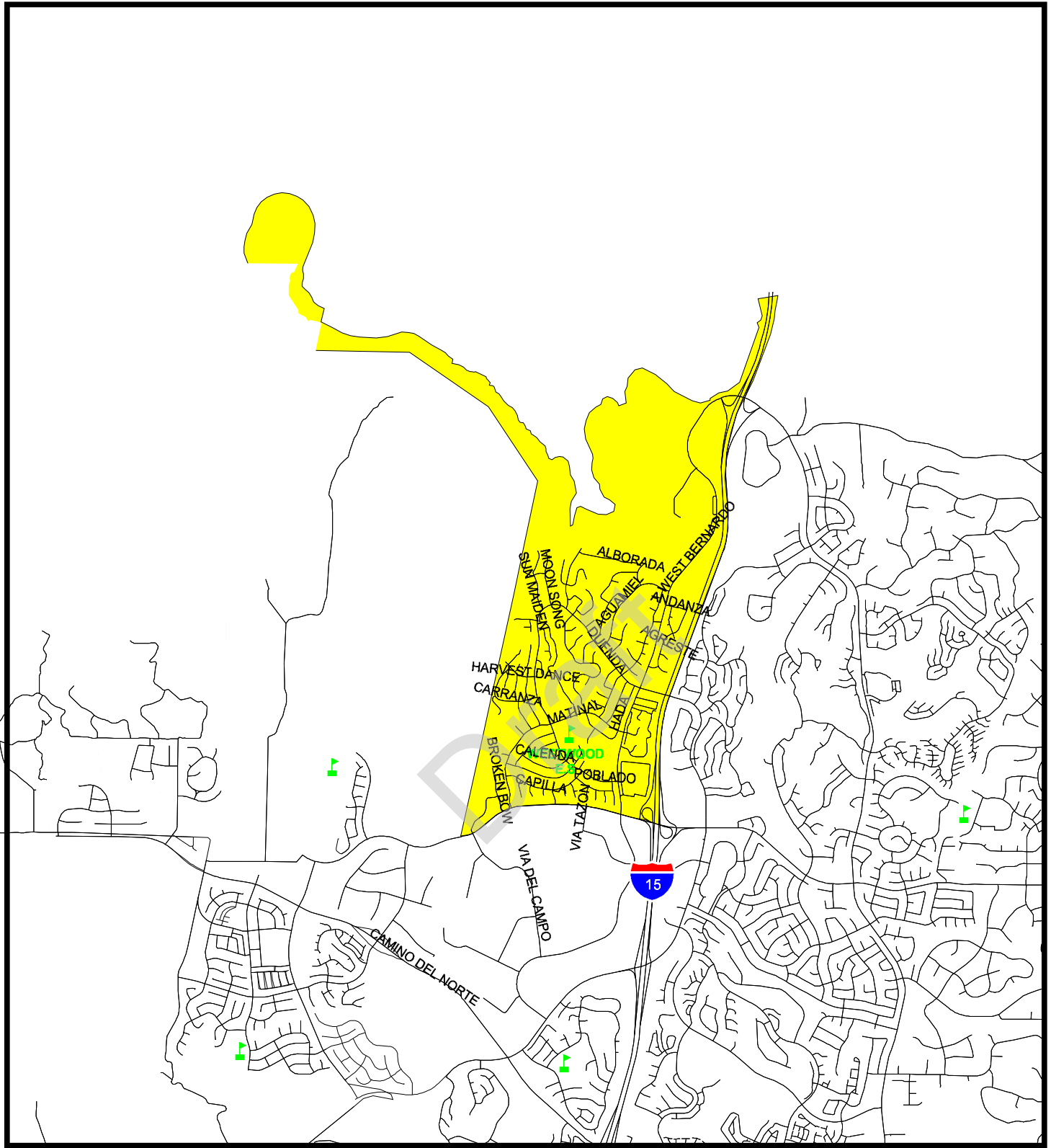
Three-Year Disciplinary Record

	03-04	04-05	05-06
Attendance Rate	96.28	96.23	96.0
Suspensions	0	6	2
Expulsions	0	0	0





The Academic Performance Index (API) is a composite score derived by combining the results on the California Standards Test and CAT/6. (CAT/6 is only administered to grades 3 and 7 and is not included in this report).

Academic Performance Index


876



0.8 0 0.8 1.6 Miles

-  K-5 Schools
-  6-8 Schools
-  9-12 Schools
-  Westwood

Revised September 16, 2005





Oak Valley Middle School

Donald A. Phillips, Ed. D., Superintendent
Sonya Wrisley, Principal

16055 Winecreek Road
San Diego, CA 92127-3719

858-487-293
www.powayusd.com

About our School...

Oak Valley is dedicated to the intellectual and personal development of all students by providing an academically challenging curriculum within a nurturing, respectful environment.

Oak Valley Middle School is in the City of San Diego, California, nestled within a beautifully master planned community called 4S Ranch. Our student population is well integrated with respect to socioeconomic background, serving families in low-income housing, apartments, established upper income area, and custom multi-million dollar homes. The ethnic distribution is approximately 9% Hispanic, 19% Asian, 4% African American, 7% Filipino, 54% Caucasian, and 8% other.

Oak Valley runs on a block schedule. Students attend four classes a day, not including lunch. Classes are taught on an odd/even schedule. Each Tuesday, students arrive at school later, giving staff the opportunity for 90 minutes of collaboration. The collaboration that takes place includes meetings among teacher to discuss and plan curriculum. Students are arranged in buildings in order to continue their Oak Valley experiences within the same building for three years. This village concept is designed to build positive relationships between teachers, students and parents. Teachers have an opportunity to interact with students in a variety of ways that build a strong sense of community.

Students who are not performing at grade level are supported through courses which meet on a daily basis. Elective classes are available to all students and the variety of classes range from sports to scrapbooking to drama. Elective courses were determined based on what students wanted to be available to them. Students were surveyed and asked what courses they wanted and then chose their electives by ranking order.

A Student Services Specialist works to support student well-being in areas of alcohol and other drug use prevention, tobacco use prevention, assists teachers in presenting anti-bullying education, anger management, and conflict mediation. A student recreation/game center is a place where students can get together during lunch to relax, talk to friends, make new friends, read, do homework and play games. This fosters a greater sense of community among students and creates a relaxing atmosphere in which to bond. Studies show that when students feel a sense of connectedness to school they perform better academically.

Another exciting program we have at Oak Valley is the recycling program run by one of our teachers. The goal of the Recycling program is to raise student awareness of the importance of reducing waste, re-using materials, and recycling. The program offers students the opportunity to provide a service to our school and community through the collection and recycling of paper, plastic bottles and aluminum cans. We will also have classroom presenters working in the field, visit our classrooms and discuss their work and goals. Students will present their ideas to other classes and make morning announcements encouraging the importance of our program. In addition, we have placed individual recycling bins for aluminum and plastic bottles, as well as paper in every classroom, office, P.E., and lunch area. To date, our program has recycled over 3500 pounds of paper and thousands of bottles and cans. We are contributing to a cleaner, healthier environment and also raising funds for our school.

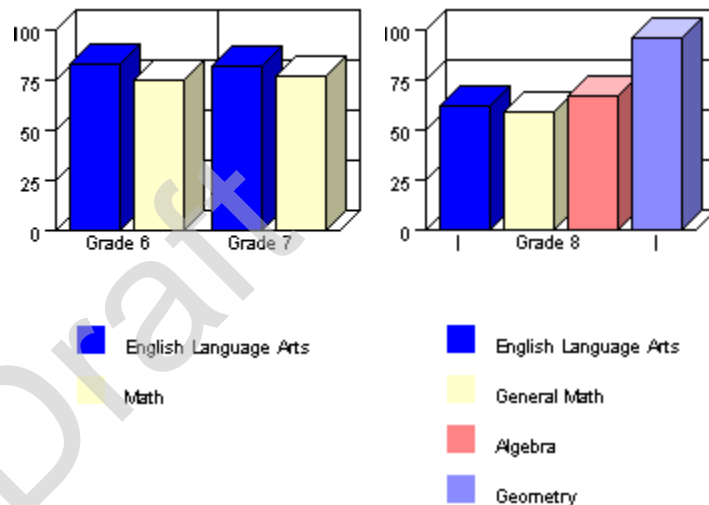
The physical education department delivers curriculum which include components that shift the physical education paradigm of teaching students sports to concentrating on student learning life-long health and fitness skills and concepts. To aid in the implementation of the program, the school provides a Fitness Lab to teach students how their bodies work and show them the effects of exercise on their bodies.

Full SARCs are available on the website at
www.powayusd.com/about/accountability.html

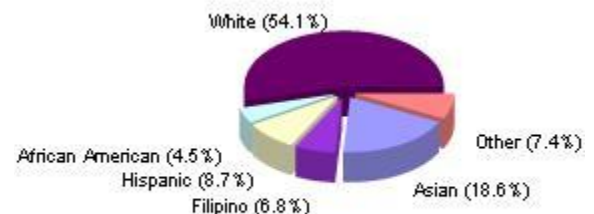
High Standards and Achievement

The California Standards Tests (CST) show how well students are doing in relation to the state content standards. The percentage of Oak Valley Middle School students meeting Proficient or Advanced is recorded in the chart below. Students scoring at the Proficient or Advanced level have met state standards.

California Standards Testing (CST) (% Proficient)



Demographics



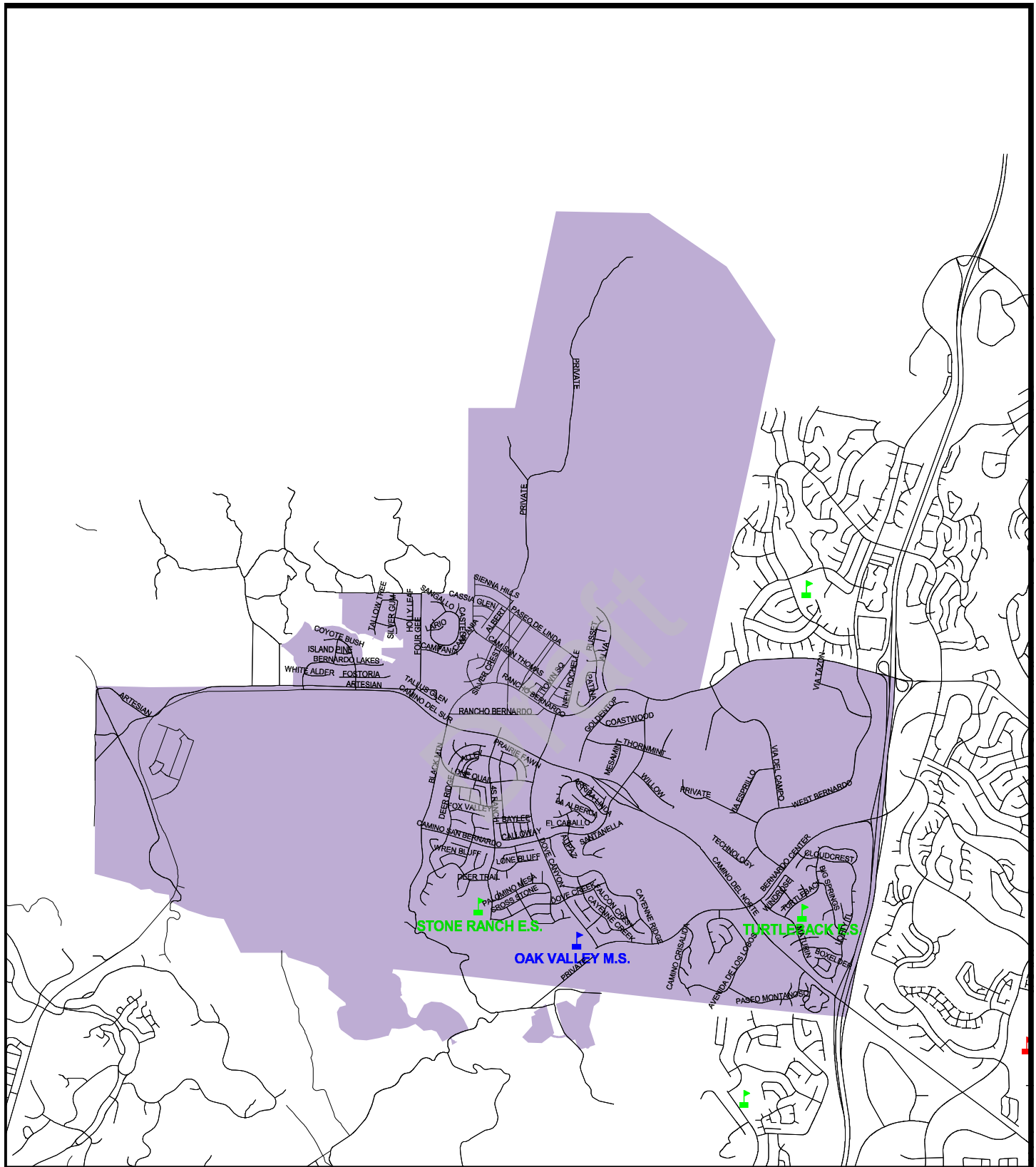
School Facts...	
Grades	6-8
Enrollment	629
Class Size 2005-06	
Average	28.6

The Academic Performance Index (API) is a composite score derived by combining the results on the California Standards Test and CAT/6. (CAT/6 is only administered to grades 3 and 7 and is not included in this report).

Academic Performance Index 890

Three-Year Disciplinary Record

	03-04	04-05	05-06
Attendance Rate	---	---	96.4
Suspensions	---	---	49
Expulsions	---	---	0



0.7 0 0.7 1.4 Miles

- ▲ K-5 Schools
- ▲ 6-8 Schools
- ▲ 9-12 Schools
- Oak Valley

Revised September 16, 2005





Rancho Bernardo High School

Donald A. Phillips, Ed. D., Superintendent
Paul Robinson, Principal

13010 Pacey Lucido
San Diego, CA 92128

858-485-480
www.powayusd.com

About our School...

Located in the growing community of Rancho Bernardo, Rancho Bernardo High School (RBHS) offers a full range of academic and activity programs designed to meet the needs of all students. The school mirrors the ethnic diversity present in the community and serves as an important resource for youth within the large senior citizen population of this suburban area of San Diego.

RBHS proudly claims eight National Merit Finalists, twenty-seven National Merit Commendations, award-winning choir and drama programs, 30 CIF sports championships, 76 league titles, a national championship baseball team, and an award-winning marching band and world class color guard. Our school was selected as a California Distinguished School in 1999 and as a 2000 National Blue Ribbon School of Excellence.

RBHS offers academic programs with the rigor needed to prepare students for entrance to the University of California and California State University systems. Programs include AP and honors courses in all academic areas, a model AVID program, support courses in Math and English, online courses, and an alternative program for at-risk students. All core academic courses meet or exceed state standards. A comprehensive elective program includes a variety of courses in visual and technical arts, business education, marketing, technology, physical education, and consumer science.

Ultimately, the RBHS community is anchored by our prime goal, All Students Learning – Whatever It Takes. This goal helps us make Rancho Bernardo High School an exceptional place to be and a nationally recognized school of excellence. It's great to be a Bronco!

Full SARC's are available on the website at
www.powayusd.com/about/accountability.html

SAT Scores

Class of 2006 SAT Results	% Tested	Mean Score Critical Reading	Mean Score Writing	Mean Score Math	Total
School	70.4	539	546	578	1663
District	68	537	539	568	1644
State	41	503	497	518	1518

School Facts...

Grades	9-11
Enrollment	2945
Class Size 2005-06	
Average	31

Three-Year Disciplinary Record

	03-04	04-05	05-06
Attendance Rate	96.65	96.67	96.4
Suspensions	71	161	103
Expulsions	4	17	4
Dropouts			

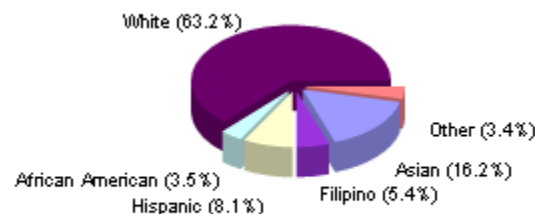
High Standards and Achievement

The California Standards Tests (CST) show how well students are doing in relation to the state content standards. The percentage of Rancho Bernardo High School students meeting Proficient or Advanced is recorded in the chart below. Students scoring at the Proficient or Advanced level have met state standards.

California Standards Testing (CST) (% Proficient)

California Standards Test	Grade 9	Grade 10	Grade 11
English Language Arts	77.0	64.0	59.0
Algebra I	40.0	16.0	12.0
Geometry	71.0	12.0	11.0
Algebra II	93.0	34.0	8.0
High School Math		83.0	49.0
World History		55.0	
US History			65.0
Biology/Life Science	65.0	54.0	71.0
Chemistry		36.0	30.0
Earth Science	14.0	31.0	50.0
Physics			59.0

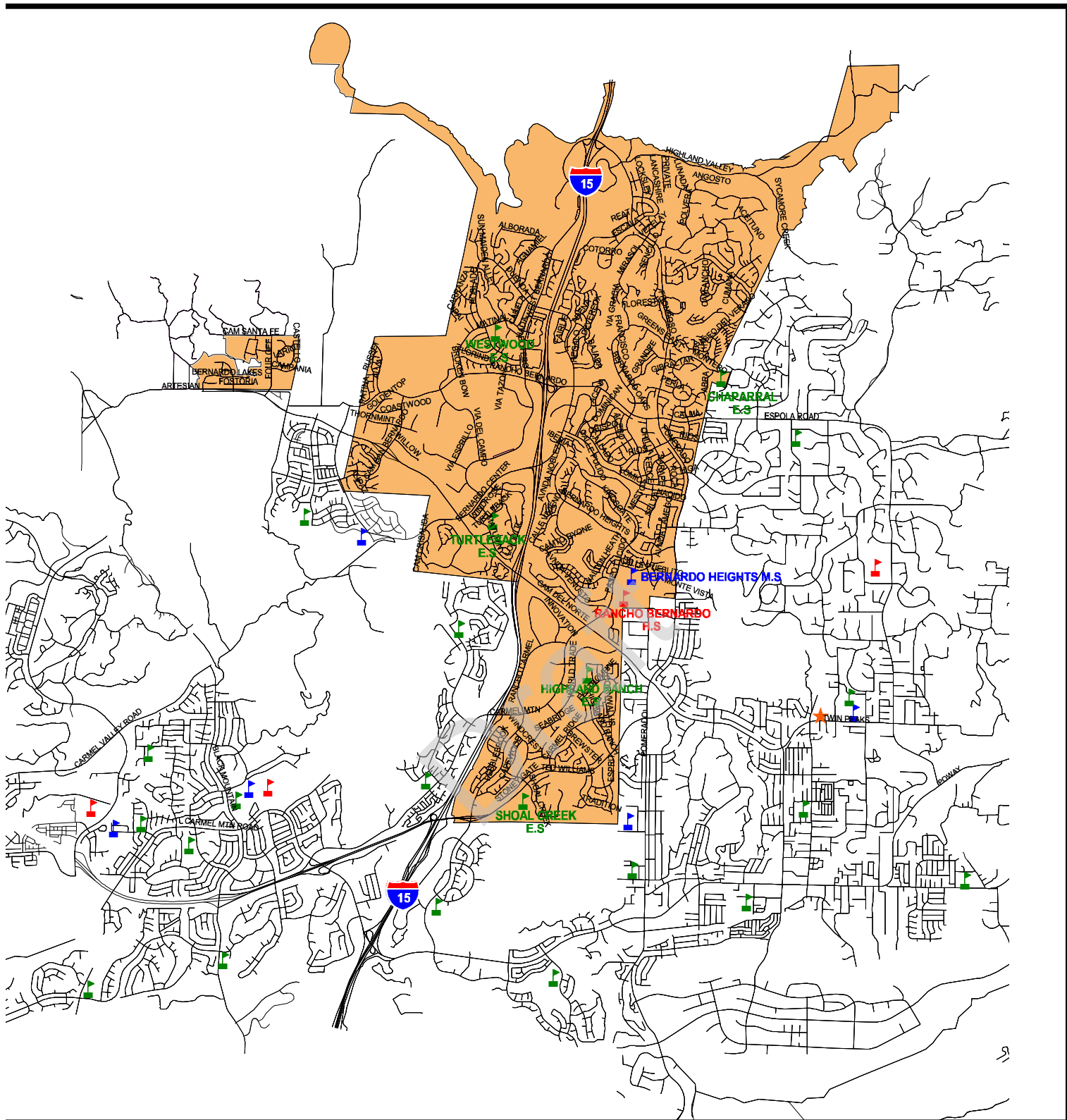
Demographics



The Academic Performance Index (API) is a composite score derived by combining the results on the California Standards Test and California High School Exit Exam.

Academic Performance Index

823



- K-5 Schools
- 6-8 Schools
- 9-12 Schools
- Administration Center
- Rancho Bernardo

Revised September 16, 2005

