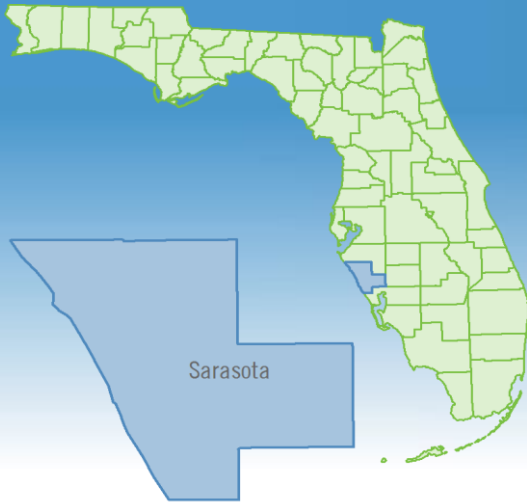


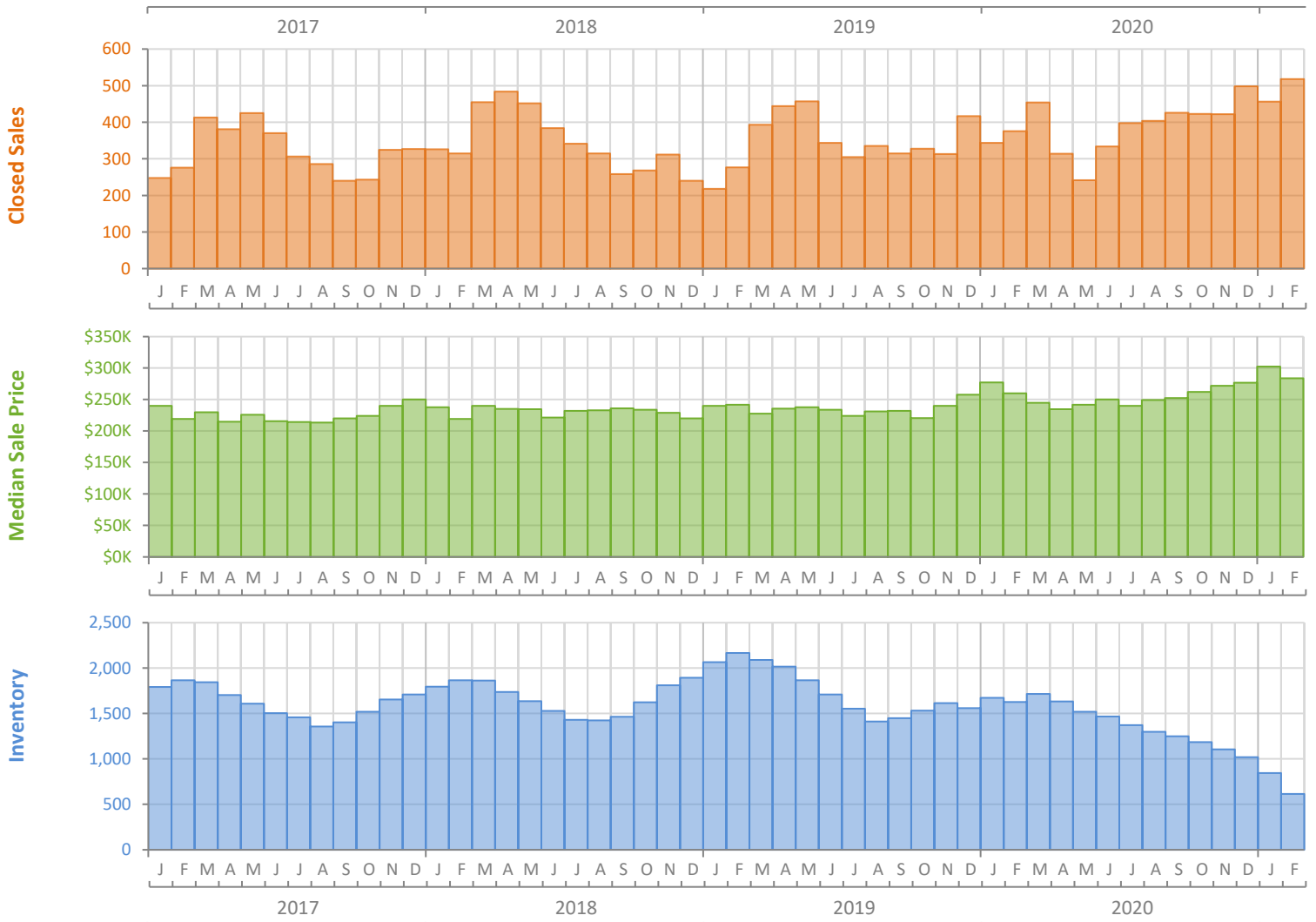
Monthly Market Summary - February 2021

Townhouses and Condos

Sarasota County



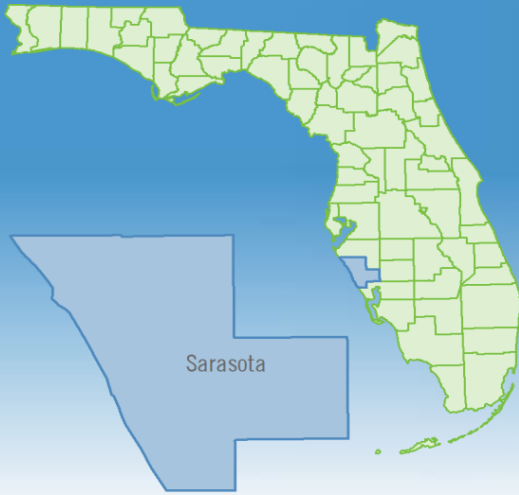
	February 2021	February 2020	Percent Change Year-over-Year
Closed Sales	518	376	37.8%
Paid in Cash	306	221	38.5%
Median Sale Price	\$283,750	\$260,000	9.1%
Average Sale Price	\$558,681	\$433,473	28.9%
Dollar Volume	\$289.4 Million	\$163.0 Million	77.6%
Med. Pct. of Orig. List Price Received	97.6%	96.1%	1.6%
Median Time to Contract	25 Days	46 Days	-45.7%
Median Time to Sale	67 Days	91 Days	-26.4%
New Pending Sales	701	524	33.8%
New Listings	507	539	-5.9%
Pending Inventory	1,179	829	42.2%
Inventory (Active Listings)	614	1,626	-62.2%
Months Supply of Inventory	1.5	4.5	-66.7%



Monthly Distressed Market - February 2021

Townhouses and Condos

Sarasota County



		February 2021	February 2020	Percent Change Year-over-Year
Traditional	Closed Sales	516	370	39.5%
	Median Sale Price	\$285,000	\$263,495	8.2%
Foreclosure/REO	Closed Sales	2	4	-50.0%
	Median Sale Price	\$182,550	\$197,600	-7.6%
Short Sale	Closed Sales	0	2	-100.0%
	Median Sale Price	(No Sales)	\$242,500	N/A

