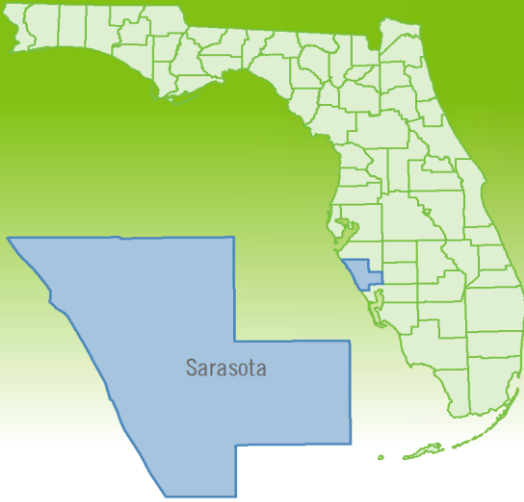


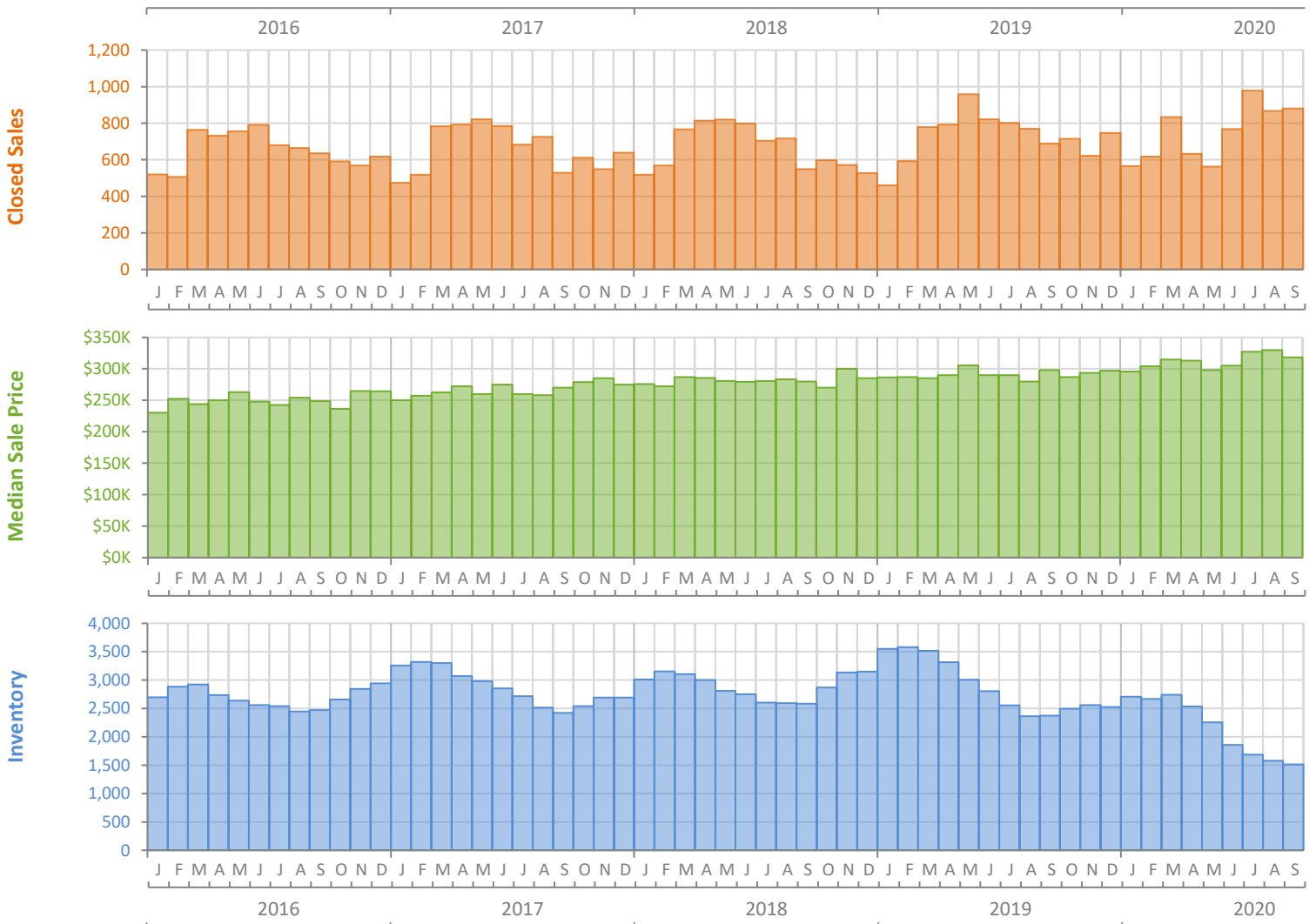
# Monthly Market Summary - September 2020

## Single Family Homes

### Sarasota County



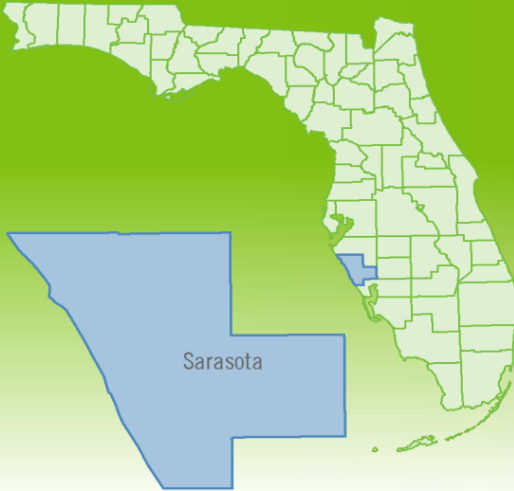
	September 2020	September 2019	Percent Change Year-over-Year
Closed Sales	880	689	27.7%
Paid in Cash	285	222	28.4%
Median Sale Price	\$318,500	\$298,000	6.9%
Average Sale Price	\$448,619	\$381,521	17.6%
Dollar Volume	\$394.8 Million	\$262.9 Million	50.2%
Med. Pct. of Orig. List Price Received	97.3%	95.4%	2.0%
Median Time to Contract	24 Days	49 Days	-51.0%
Median Time to Sale	72 Days	95 Days	-24.2%
New Pending Sales	911	644	41.5%
New Listings	940	750	25.3%
Pending Inventory	1,437	927	55.0%
Inventory (Active Listings)	1,514	2,373	-36.2%
Months Supply of Inventory	2.1	3.4	-38.2%



# Monthly Distressed Market - September 2020

## Single Family Homes

### Sarasota County



		September 2020	September 2019	Percent Change Year-over-Year
Traditional	Closed Sales	875	676	29.4%
	Median Sale Price	\$319,000	\$299,000	6.7%
Foreclosure/REO	Closed Sales	2	10	-80.0%
	Median Sale Price	\$247,475	\$203,000	21.9%
Short Sale	Closed Sales	3	3	0.0%
	Median Sale Price	\$160,000	\$320,000	-50.0%

